



MAGNA MERBAU

THE MULTI PURPOSE DURABLE HARDWOOD

AUS_TIM

SUSTAINABLE TIMBER SOLUTIONS



MAGNA TMT SOLID SECTION

Thermally Modified

This versatile timber is now available Thermally Modified. This process provides even greater stability and durability whilst removing the issue of "Tannin Leach". Suitable for street furniture, decking, cladding, joinery almost anywhere traditional Merbau has been used.

Up to Bal-19

SIZE

140x21 Decking
118x19mm Cladding
90x32 Dressed
90x42 Dressed
150x38 Sawn
150x50 Sawn
200x50 Sawn

LENGTH (M)

enquire
enquire
enquire
enquire
enquire
enquire
enquire

ABOUT MAGNA MERBAU

Magna Merbau offers an attractive and functional solution for applications such as weatherboard cladding, decking and pergola construction at both residential and commercial levels.


Whether you are looking to retain the beauty of its natural warm timber tones or simply let nature take control for weathering to a popular silver patina look Magna Merbau provides a durable and economical option.

With proven performance in the wider Australian market over many years through a diverse range of applications, Magna Merbau is recognized as the leading imported hardwood solution for today's ever changing and demanding construction industry.

At Austim we consider it critical that our products meet the strictest sustainability measures, Magna Merbau meets this high threshold as it is sourced from 100% FSC certified forest and importantly Austim hold "chain of custody" certification.

For additional peace of mind Magna Merbau Laminated Glulam Beams are manufactured in accordance with AS/NZS 1328 with further verification provided via their GLTAA (Glue Laminated Timber Association of Australia) membership which requires regular independent auditing. These products are guaranteed to perform as designed.

DELIVERING
TIMBER SOLUTIONS
THAT
EXCEED
EXPECTATIONS



AUS_TIM
SUSTAINABLE TIMBER SOLUTIONS

252 Gnangara Rd, Landsdale WA 6065
P 08 6558 1266 | E sales@austim.com.au

austim.com.au

MAGNA MERBAU CLADDING


Strong, Attractive and Economical

Magna Merbau cladding is a great way to dress up the external facade of a house. Strong and durable, it is naturally resistant to termites and has Class 1 Natural Durability above ground according to AS5604-2005. Austim can offer a range of profiles and finishes in this range of cladding. This is a great alternative to Jarrah.

For convenience and time savings on-site we can also offer factory coating.

Bal Rating

Merbau (also known as Kwila) is one of seven timbers classed by AS3959 -2018 as a bushfire resisting timber. Merbau can be used as an external wall cladding where the site is classed up to Bal-29 with no design limitations.



COVER SIZE

118x19mm Approx 8.5 lineal meters to the sqm

PROFILES

Sierra Sierra XS-50 Sierra XS-30

FINISH

Smooth
Bandsawn
Machine Brushed

MAGNA KILN DRIED SOLID SECTION

Reliable, Consistent and Functional

Merbau's natural properties lend itself to making great joinery, its high level of natural durability, extreme stability and attractive colour combine to make Merbau a perfect choice when it comes to internal or external joinery and general woodwork.

STOCK SIZE

42x19mm	2.4, 3.0, 3.6
42x32mm	2.4, 3.0, 3.6
70x32mm	2.4, 3.0, 3.6
90x32mm	2.4, 3.0, 3.6
42x42mm	3.6
70x42mm	3.6
90x42mm	3.6

LENGTH (M)

STOCK SIZE

150x25	Random 1.8-5.7
200x25	Random 1.8-5.7
100x38	Random 1.8-5.7
150x38	Random 1.8-5.7
200x38	Random 1.8-5.7
100x47	Random 1.8-5.7
125x47	Random 1.8-5.7
150x47	Random 1.8-5.7
200x47	Random 1.8-5.7
290x45	Random 1.8-5.7

LENGTH (M)

MAGNA GLULAM POSTS

Tough, Durable and Dependable

Magna posts are ideal for structures where the beauty of the rich red/brown hardwood is to be expressed or to match Merbau decking, beams or handrails. Magna posts can be used in fully exposed environmental conditions including bushfire prone areas.



SIZE	LENGTH (m)	GL RATING
95x95mm	2.4, 3.0, 3.6, 4.8, 6.0	GL 17
120x120mm	2.4, 3.0, 3.6, 6.0	GL 17
140x140mm	2.4, 3.0, 3.6, 6.0	GL 13
190x190mm	2.4, 3.0, 3.6, 6.0	GL 13

FINISH

Dressed all faces with 3mm pencil round edges.

MAGNA DECKING

Hardwearing, Stable and Beautiful

Merbau decking is arguably the most durable, and stable timber species available for decking applications thanks to its low level of movement when subject to changes in moisture levels (the major cause of timber decking problems). Commercial sizing for jetty applications like 190x42mm available to order.



SIZE	LENGTH (m)
90x19mm Solid	1.8 – 5.4 Random/Set
140x19mm Solid	1.8 – 5.4 Random/Set
140x21mm Solid	1.8 – 5.4 Random


FINISH

Solid, Smooth 2 faces, Pre-oiled
Solid, Smooth 2 faces, Pre-oiled
Solid, Smooth 2 faces

MAGNA GLULAM BEAMS

Strong, Attractive and Economical

Magna Merbau beams are a great alternative to solid timber or steel beams. They are engineered to out-perform, stay straight, available in long lengths and are easy to install and work with.




SIZE	LENGTH (m)
42x32mm	3.0, 6.0
70x32mm	3.0, 6.0
70x42mm	3.0, 6.0
90x42mm	2.4, 3.0, 3.6, 4.8, 6.0
120x42mm	2.4, 3.0, 3.6, 4.8, 6.0
140x42mm	2.4, 3.0, 3.6, 4.8, 6.0
190x42mm	2.4, 3.0, 3.6, 4.8, 6.0, 7.2
240x42mm	2.4, 3.0, 3.6, 4.8, 6.0, 7.2
290x42mm	2.4, 3.0, 3.6, 4.8, 6.0, 7.2
190x65mm	4.8, 6.0, 7.2
240x65mm	4.8, 6.0, 7.2
265x65mm	4.8, 6.0, 7.2
290x65mm	4.8, 6.0, 6.6, 7.2, 7.8
330x65mm	6.0, 7.8
290x80mm	4.8, 6.0, 7.2, 7.8
330x80mm	6.0, 7.8

GL RATING
GL 17

FINISH
Dressed all faces with 3mm pencil round edges.

MAGNA GLULAM PROPERTIES

Timber Species	Merbau (also known as Kwila), Intsia bijuga
Origin	Indonesia
Moisture Level	Kiln dried to 12-16%
Standard	Manufactured to Australian Standard, AS/NZS 1328
Warranty	15 year manufacturers warranty
Grade	A Grade appearance suitable for clear finishing
Durab	Natural durability class 1 above ground (40+ year life) as per AS 5604
Service Class	Suitable for class 3 (fully exposed situations)
Fire Resistance	Bushfire Resisting Timber as per AS 3959
Termite Resistance:	Naturally resistant to termite attack
Span Tables	Engineer certified tables available at austim.com.au



DETAILING AND INSTALLATION TIPS

- Magna Glulams come with a clean dressed appearance, care should be taken with handling and on-site storage to prevent unwanted damage.
- Good joint detailing is important for optimum long term performance.
- Ensure joints have adequate drainage and or ventilation to prevent moisture being trapped.
- Use good quality stainless steel or hot dipped galvanised fasteners.
- Keep horizontal surfaces to a minimum in favour of self-draining vertical surfaces.
- Consider the use of cappings and drip edges to protect end grain.
- Damp proof membranes should be used where beams are in contact with masonry surfaces.
- Coat all round prior to installation paying particular attention to the end grain and any concealed joints. A further two coats following installation is recommended along with a regular inspection programme to identify when re-coating is required.
- In exposed situations a finish with some UV inhibitors is recommended for longevity.
- Note Merbau is prone to tannin bleed when in contact with water, we recommend it be kept dry at all times prior to coating with a good quality oil or paint, once coated any bleed will be greatly reduced.
- GL13 and GL17 products are not considered suitable for extreme weather areas such as ski resorts or dry desert areas.

MAGNA UNSEASONED SOLID SECTION

Larger section sizes suitable for heavy duty applications like boardwalks and jetties. These larger section sizes cannot be kiln dried, therefore they are termed "unseasoned". This product is still presented as dressed and pencil round so looks great. Slowly over time they will release moisture and acclimatise but due to the properties of Merbau they exhibit low levels of shrinkage or distortion.

Structurally graded to F-17 as requested

SIZE

150x75
200x75
100x100
150x100
150x150
200x200

LENGTH (m)

enquire
enquire
enquire
enquire
enquire
enquire

Dressed all faces, 3mm pencil round edges.

FINISH

Dressed all faces with 3mm pencil round edges.