

# AUS . TIM

SUSTAINABLE TIMBER SOLUTIONS



The mark of responsible forestry

FSC® certified material available.



## Trade Price List

Effective 1st March 2026, Ver T.1.21.1

Perth's Leading Supplier of Quality  
Decorative Timbers

Trading Hours

Monday to Friday 7.30am to 4.00pm

252 Gnangara Road Landsdale WA 6065

p: 6558 1266

e: [sales@austim.com.au](mailto:sales@austim.com.au)

w: [austim.com.au](http://austim.com.au)





## ACCOYA & TRICOYA

### LOOSE PIECE RATE

### PACK RATE

| SIZE                               | PRICE LM (EX GST)  |  | SIZE        | PRICE LM (EX GST) |
|------------------------------------|--------------------|--|-------------|-------------------|
| <b>SAWN</b>                        |                    |  | <b>SAWN</b> |                   |
| A1 150X23                          | 24.00              |  | A1 150X23   | 21.20             |
| A1 200X23                          | 34.00              |  | A1 200X23   | 30.00             |
| A1 150X38                          | 48.00              |  | A1 150X38   | 42.30             |
| A1 200X38                          | 67.00              |  | A1 200X38   | 59.00             |
| A1 150X50                          | 66.00              |  | A1 150X50   | 58.10             |
| A1 200X50                          | 92.00              |  | A1 200X50   | 81.00             |
| A2 150X50                          | 55.00              |  | A2 150X50   | 48.40             |
| A2 200X50                          | 78.00              |  | A2 200X50   | 68.70             |
| A1 150X63                          | 92.00              |  | A1 150X63   | 81.00             |
| A1 200X63                          | 135.00             |  | A1 200X63   | 118.80            |
| A1 200X75                          | 148.00             |  | A1 200X75   | 130.30            |
| <b>DRESSED</b>                     |                    |  |             |                   |
| 140X19 DECKING                     | 28.00              |  |             |                   |
| 190X19 DECKING                     | 38.00              |  |             |                   |
| 140X19 CLADDING (120mm cover)      | 28.00              |  |             |                   |
| 190X19 CLADDING (170mm cover)      | 38.00              |  |             |                   |
| 140X21 GREY DECKING                | 43.00              |  |             |                   |
| 140X28 GREY DECKING                | 53.00              |  |             |                   |
| 140X19 GREY CLADDING (120mm cover) | 43.00              |  |             |                   |
| SIZE                               | PRICE SHT (EX GST) |  |             |                   |
| 2440X1220X6MM                      | 249.00             |  |             |                   |
| 2440X1220X12MM                     | 440.00             |  |             |                   |
| 2440X1220X15MM                     | 545.00             |  |             |                   |
| 2440X1220X18MM                     | 641.00             |  |             |                   |
| 3050X1220X6MM                      | 307.00             |  |             |                   |
| 3050X1220X18MM                     | 830.00             |  |             |                   |

NOTES :

Decking and Cladding orders below 200lm may incur a \$150+gst machine set up fee

50 year warranty in above ground applications

All Accoya comes with FSC® chain of custody certification

Other grades and sizes available upon request

See Accoya website for information on grade inclusions

19/02/2026 Ver T1.21.1



e: [sales@austim.com.au](mailto:sales@austim.com.au)  
 responsible forestry  
 w: [www.austim.com.au](http://www.austim.com.au)

**AUSTRALIAN OAK SELECT GRADE**

**LOOSE PIECE RATE**

**PACK RATE**

| SIZE   | PRICE LM (EX GST) |  | SIZE     | PRICE LM (EX GST) |
|--------|-------------------|--|----------|-------------------|
|        |                   |  |          |                   |
|        |                   |  | 50X25**  | 4.90              |
|        |                   |  | 75X25**  | 8.10              |
| 100X25 | 13.60             |  | 100X25   | 11.40             |
|        |                   |  | 125X25** | 14.30             |
| 150X25 | 23.50             |  | 150X25   | 19.50             |
| 200X25 | 46.20             |  | 200X25   | 38.30             |
|        |                   |  |          |                   |
|        |                   |  | 50X38**  | 8.50              |
|        |                   |  | 75X38**  | 12.70             |
|        |                   |  | 100X38** | 18.70             |
|        |                   |  | 125X38** | 23.30             |
| 150X38 | 38.20             |  | 150X38   | 31.70             |
| 200X38 | 56.50             |  | 200X38   | 46.90             |
|        |                   |  |          |                   |
|        |                   |  |          |                   |
|        |                   |  | 50X50**  | 13.10             |
|        |                   |  | 75X50**  | 20.00             |
|        |                   |  | 100X50** | 28.20             |
| 125X50 | 42.50             |  | 125X50   | 35.00             |
| 150X50 | 59.40             |  | 150X50   | 49.00             |
| 200X50 | 102.30            |  | 200X50   | 84.70             |
|        |                   |  |          |                   |
|        |                   |  |          |                   |

**NOTES :**

Aust Oak include eucalyptus delegatensis, regnans & obliqua  
 Packs available as PEFC Certified, ask our sales team for details.  
 Allow sufficient machining tolerances  
 (ie, width 8-10mm & thickness 6-8mm)  
 Straight Line Gauged, 0.9 to 5.4m, sold in 100mm increments  
 Packs random length approx 1.5m3  
 Packs can be supplied dressed for a small surcharge  
 \*\* Non-stock item, available to order ex-mill  
 Range is in process of being consolidated



**AUSTRALIAN OAK DRESSED STANDARD GRADE**

**PACK RATE**

| SIZE   | PRICE LM (EX GST) |  | APPROX PACK QTY | PRICE LM (EX GST) |
|--------|-------------------|--|-----------------|-------------------|
| 42X19  |                   |  | 900 LM          | 4.90              |
| 65X19  |                   |  | 700 LM          | 7.30              |
| 90X19  |                   |  | 450 LM          | 10.50             |
| 110X19 |                   |  | 400 LM          | 12.70             |
| 135X19 |                   |  | 305 LM          | 17.40             |
| 190X19 |                   |  | 160 LM          | 30.30             |
|        |                   |  |                 |                   |
|        |                   |  |                 |                   |
| 65X32  |                   |  | 350 LM          | 10.70             |
| 90X32  |                   |  | 300 LM          | 14.60             |
| 110X32 |                   |  | 300 LM          | 17.90             |
| 135X32 |                   |  | 190 LM          | 29.00             |
| 185X32 |                   |  | 110 LM          | 40.50             |
|        |                   |  |                 |                   |
|        |                   |  |                 |                   |
| 42X42  |                   |  | 560 LM          | 9.70              |
| 65X42  |                   |  | 400 LM          | 14.30             |
| 90X42  |                   |  | 280 LM          | 20.70             |
| 110X42 |                   |  | 230 LM          | 27.80             |
| 135X42 |                   |  | 150 LM          | 39.70             |
| 185X42 |                   |  | 140 LM          | 64.60             |
|        |                   |  |                 |                   |
|        |                   |  |                 |                   |

**NOTES :**

Aust Oak include eucalyptus delegatensis,regnans & obliqua  
 Packs available as PEFC Certified, ask our sales team for details.  
 Dressed All Round, 0.9 to 5.4m  
 Sold in 100mm increments  
**Pack stock only and subject to order leadtimes**



**AUSTRALIAN OAK LAMINATED AND OTHER PRODUCTS**

**LOOSE PIECE RATE**

**PACK RATE**

| SIZE   | PRICE LM (EX GST) |                  | APPROX QTY | PRICE LM (EX GST) |
|--|-------------------|------------------|------------|-------------------|
| <b>SELECT GRADE SOLID &amp; LAMINATED</b>          |                   |                  |            |                   |
| 90X90 (3 Lam)                                      | 91.70             | 0.9-5.4m Lengths | 75 LM      | 66.50             |
| 285X33 (3 Lam)                                     | 93.30             | 0.9-5.4m Lengths | 80 LM      | 67.00             |
| 285X43 (3 Lam)                                     | 136.20            | 0.9-5.4m Lengths | 60 LM      | 96.00             |
| <b>SELECT GRADE HANDRAIL</b>                       |                   |                  |            |                   |
| 45mm Dia - DISCONTINUE                             | 49.80             | 1.2-4.2m         |            |                   |
| see Glacial Oak                                    |                   |                  |            |                   |
| <b>UTILITY GRADE BENCHTOPS FJ &amp; LAMINATED</b>  |                   |                  |            |                   |
|  | Price each        |                  |            |                   |
| 900X33   | 250.00            | 2.4m - 48kg      |            |                   |
| 600X33   | 184.00            | 2.4m - 34kg      |            |                   |
| <b>STANDARD GRADE BENCHTOPS FJ &amp; LAMINATED</b> |                   |                  |            |                   |
|  | Price each        |                  |            |                   |
| 960X33   | 477.00            | 2.4m - 53kg      |            |                   |
| 960X33   | 717.00            | 3.6m - 79kg      |            |                   |
| 600X33   | 305.00            | 2.4m - 34kg      |            |                   |
| 600X33   | 460.00            | 3.6m - 51kg      |            |                   |
| <b>IRONASH - H3</b>                                |                   |                  |            |                   |
|  | Price LM          |                  |            |                   |
| 42X32  | 11.00             | 5.4m             |            |                   |
| 65X32  | 15.00             | 5.4m             |            |                   |
| 90X32  | 20.00             | 5.4m             |            |                   |
| 65X19  | 10.50             | 5.4m             |            |                   |
| 105X19 Std&Btr Cladding (105mm co                  | 16.00             | Random           |            |                   |
| <b>OTHER ITEMS</b>                                 |                   |                  |            |                   |
| 110X12 Lining Board Select                         | 14.00             | Random           |            |                   |

**NOTES :**

Aust Oak include eucalyptus delegatensis,regnans & obliqua

Packs available as PEFC Certified, ask our sales team for details.

These products are laminated and dressed

Packs approx 1.5m<sup>3</sup>

\* Plus \$150 + GST machine set up fee

Benchtops cannot be delivered, they are a pick-up item only

The Iron Ash treatment attracts dirt and dust, it may require cleaning or sanding prior to installation.



**AMERICAN WHITE OAK SAWN**

**LOOSE PIECE RATE**

**LOOSE PIECE RATE**

| SIZE   | PRICE LM (EX GST) |  | SIZE   | PRICE LM (EX GST) |
|--------|-------------------|--|--------|-------------------|
| 100X25 | 18.00             |  | 100X50 | 53.00             |
|        |                   |  | 125X50 | 67.00             |
| 150X25 | 28.80             |  | 150X50 | 81.00             |
|        |                   |  | 175X50 | 94.00             |
| 200X25 | 46.00             |  | 200X50 | 107.00            |
|        |                   |  | 225X50 | 120.00            |
|        |                   |  | 250X50 | 134.00            |
| 100X38 | 35.00             |  | 275X50 | 147.00            |
| 125X38 | 44.00             |  | 300X50 | 161.00            |
| 150X38 | 52.00             |  |        |                   |
| 175X38 | 61.00             |  |        |                   |
| 200X38 | 70.00             |  |        |                   |
| 225X38 | 79.00             |  |        |                   |
| 250X38 | 87.00             |  |        |                   |
| 275X38 | 96.00             |  |        |                   |
| 300X38 | 105.00            |  |        |                   |
|        |                   |  |        |                   |
|        |                   |  |        |                   |

| <b>PACK RATE excl gst</b> |         |
|---------------------------|---------|
|                           | PER LM  |
| 100X25                    | 15.00   |
| 150X25                    | 24.00   |
| 200X25                    | 39.00   |
|                           | PER M3  |
| Random 38mm               | 7440.00 |
| Random 50mm               | 9180.00 |
|                           |         |
|                           |         |

**NOTES :**

Our packs are graded to FAS 1F, this is the highest grade produced under North American National Hardwood Lumber Association (NHLA) grading guidelines.  
 Loose piece stock is graded to a higher "Austim in house grade"  
 If unfamiliar with "grade inclusions" please ask for information or see our website.  
 Allow sufficient machining tolerances (ie, width 25mm & thickness 10mm)  
 Availability of specific sizes and lengths cannot be guaranteed.  
 Typical length range 0.9 to 4.2m in 100mm increments.



**LOOSE PIECE RATE**

**PACK RATE**

| SIZE                 | PRICE LM (EX GST) |  | APPROX QTY       | PRICE LM (EX GST) |       |
|----------------------|-------------------|--|------------------|-------------------|-------|
| 150X25               | 20.80             |  | 280 LM           | 16.80             |       |
| 200X25               | 29.80             |  | 125 LM           | 23.50             |       |
| 150X38               | 35.70             |  | 230 LM           | 29.50             |       |
| 200X38               | 54.80             |  | 90 LM            | 43.50             |       |
| 100X50               | 27.50             |  | 190 LM           | 22.10             |       |
| 150X50               | 51.50             |  | 170 LM           | 43.00             |       |
| 200X50               | 72.00             |  | 125 LM           | 57.50             |       |
| 250X50               | 88.00             |  | 100 LM           | 72.00             |       |
| 300X50               | 103.00            |  | 90 LM            | 86.00             |       |
| 240X33 (Supalam f/j) | 70.00             |  | 5.7m             |                   | 55.00 |
| 240X43 (Supalam f/j) | 100.00            |  | 5.7m             |                   | 81.00 |
| 285X33 Laminated     | 85.00             |  | 0.9-3.6m Lengths |                   | 65.00 |
| 285X33 (Supalam f/j) | 80.00             |  | 5.7m             |                   | 55.00 |
| 285X43 Laminated     | 110.00            |  | 0.9-3.6m Lengths |                   | 90.00 |
| 285X43 (Supalam f/j) | 105.00            |  | 5.7m             |                   | 80.00 |
| 290X68 Laminated     | 196.40            |  | 1.2m Lengths     |                   |       |

| SIZE   | PRICE LM (EX GST) |                          |
|--|-------------------|--------------------------|
| <b>SELECT GRADE SOLID &amp; LAMINATED</b>        |                   |                          |
| 110x12 VJ Lining                                 | 15.50             | random lengths           |
| 110x12 Shiplap Lining                            | 15.50             | random lengths           |
| 81x19 Castellated 2 Batten                       | 15.50             | random lengths           |
| 81x19 Castellated 3 Batten                       | 15.50             | random lengths           |
| 50x42 Handrail f/j (non-stock)                   | 39.00             | 5.7m                     |
| 190X19   | 30.50             | typical 0.9-3.6m Lengths |
| <b>SELECT GRADE BENCHTOPS FJ &amp; LAMINATED</b> |                   |                          |
|  | Price each ex gst |                          |
| 600X26 - 1.2m                                    | 150.00            | 1.2m - 14kg              |
| 600X26 - 2.2m                                    | 240.00            | 2.2m - 26kg              |
| 600X33 - 2.4m                                    | 399.00            | 2.4m - 36kg              |
| 600X33 - 3.6m                                    | 570.00            | 3.6m - 54kg              |
| 960X33 - 2.4m                                    | 625.00            | 2.4m - 57kg              |
| 960X33 - 3.6m                                    | 900.00            | 3.6m - 85kg              |

NOTES :

Botanical Name is Quercus rubra

Easily interchangeable for American White Oak. It is not as olive-brown in colour as traditional white oak, nor is it pink in colour like more typical American Red Oak. It is more blonde in appearance, closer to that of typical Engineered Oak flooring.

Benchtops cannot be delivered, they are a pick-up item only



**GLACIAL OAK DRESSED**

**LOOSE PIECE RATE**

**LOOSE PIECE RATE**

| <b>STANDARD GRADE (dis-continue)</b> | <b>PRICE LM (EX GST)</b> |                | <b>SELECT GRADE</b> | <b>PRICE LM (EX GST)</b> |
|--------------------------------------|--------------------------|----------------|---------------------|--------------------------|
| 42X19 F/J 2.4 and 4.8                | 6.40                     | Random 0.9-3.6 | 42X19 F/J 3.6       | 7.00                     |
| 65X19 F/J 2.4 and 4.8                | 9.10                     |                | 65X19 F/J 3.6       | 10.10                    |
|                                      |                          |                | 90X19               | 13.80                    |
|                                      |                          |                | 120X19              | 17.40                    |
|                                      |                          |                | 140X19              | 21.80                    |
|                                      |                          |                | 190X19              | 35.40                    |
|                                      |                          |                |                     |                          |
|                                      |                          |                | 65X32               | 13.50                    |
|                                      |                          |                | 90X32               | 21.00                    |
|                                      |                          |                | 110X32              | 27.00                    |
|                                      |                          |                | 135X32              | 35.00                    |
|                                      |                          |                | 185X32              | 51.00                    |
|                                      |                          |                |                     |                          |
|                                      |                          |                | 42X42 F/J 3.6       | 12.80                    |
|                                      |                          |                | 90X42               | 27.00                    |
|                                      |                          |                | 110X42              | 39.80                    |
|                                      |                          |                | 135X42              | 51.20                    |
|                                      |                          |                | 185X42              | 69.00                    |

**NOTES :**

Botanical Name is Quercus rubra

Easily interchangeable for American White Oak. It is not as olive-brown in colour as traditional white oak, nor is it pink in colour like more typical American Red Oak. It is more blonde in appearance, closer to that of typical Engineered Oak flooring.

New product, not all sizes are necessarily in stock and available.

In the future only Select Grade will be available.

**AMERICAN BLACK WALNUT SAWN**

**LOOSE PIECE RATE**

**LOOSE PIECE RATE**

| SIZE   | PRICE LM (EX GST) |  | SIZE   | PRICE LM (EX GST) |
|--------|-------------------|--|--------|-------------------|
| 100X25 | 28.00             |  | 100X50 | 63.00             |
| 125X25 | 35.00             |  | 125X50 | 79.00             |
| 150X25 | 42.00             |  | 150X50 | 95.00             |
| 175X25 | 48.00             |  | 175X50 | 110.00            |
| 200X25 | 55.00             |  | 200X50 | 126.00            |
| 225X25 | 62.00             |  | 225X50 | 142.00            |
| 250X25 | 69.00             |  | 250X50 | 158.00            |
| 275X25 | 76.00             |  | 275X50 | 173.00            |
| 300X25 | 83.00             |  | 300X50 | 189.00            |
|        |                   |  |        |                   |
| 100X38 | 45.00             |  |        |                   |
| 125X38 | 57.00             |  |        |                   |
| 150X38 | 69.00             |  |        |                   |
| 175X38 | 80.00             |  |        |                   |
| 200X38 | 92.00             |  |        |                   |
| 225X38 | 103.00            |  |        |                   |
| 250X38 | 114.00            |  |        |                   |
| 275X38 | 126.00            |  |        |                   |
| 300X38 | 137.00            |  |        |                   |

| <b>PACK RATE per m3 excl gst</b> |           |
|----------------------------------|-----------|
| Random 25mm                      | 8,970.00  |
| Random 38mm                      | 10,005.00 |
| Random 50mm                      | 10,580.00 |
|                                  |           |
|                                  |           |

**NOTES :**

Our packs are graded to FAS 1F (Walnut Rules), this is the highest grade produced under North American National Hardwood Lumber Association (NHLA) grading guidelines.

Loose piece stock is graded to a higher "Austim in house grade"

If unfamiliar with "grade inclusions" please ask for information.

Wasteage allowances of 25% may be necessary when buying Walnut.

Beware Walnut's sapwood is very different in colour to heartwood.

Allow sufficient machining tolerances (ie, width 25mm & thickness 10mm)

Availability of specific sizes and lengths cannot be guaranteed.

Typical length range 0.9 to 3.6m in 100mm increments.

**WESTERN RED CEDAR**

**LOOSE PIECE RATE**

**LOOSE PIECE RATE**

| SAWN SIZE | PRICE LM (EX GST) |  | PROFILE         | SIZE   | PRICE LM (EX GST) |  |
|-----------|-------------------|--|-----------------|--------|-------------------|--|
|           |                   |  |                 |        |                   |  |
|           |                   |  |                 |        |                   |  |
| 150X45    | 72.90             |  | VJ LINING       | 86X9   | 13.50             |  |
| 150X50    | 81.00             |  | (86mm cover)    |        |                   |  |
|           |                   |  | COVER STRIP     | 30X9   | 8.00              |  |
|           |                   |  | INTERNAL CORNER | 18X18  | 8.00              |  |
| 200X45    | 97.20             |  | EXTERNAL CORNER | 30X30  | 25.00             |  |
| 200X50    | 108.00            |  | SQUARE DRESSED  | 38X17  | poa               |  |
|           |                   |  | SQUARE DRESSED  | 65X17  | poa               |  |
|           |                   |  | SQUARE DRESSED  | 90X17  | poa               |  |
|           |                   |  | BEVEL SIDING    | 185X16 | 15.20             |  |
|           |                   |  | (160mm cover)   |        |                   |  |
|           |                   |  |                 |        |                   |  |
|           |                   |  |                 |        |                   |  |
|           |                   |  |                 |        |                   |  |
|           |                   |  |                 |        |                   |  |
|           |                   |  |                 |        |                   |  |
|           |                   |  |                 |        |                   |  |
|           |                   |  |                 |        |                   |  |

**NOTES :**

Cedar is graded to No.2 Clear & Better as per PLIB Export R List Rules (Para 401.)  
 If unfamiliar with "grade inclusions" please ask for information.  
 Allow sufficient machining tolerances (ie, width 25mm & thickness 10mm)  
 Sizes are subject to availability  
 Availability of specific sizes and lengths cannot be guaranteed.  
 Typical loose length range 1.8 to 6.0m in 100mm increments.

## MERBAU DRESSED SOLID SELECT GRADE

### LOOSE PIECE RATE

### PACK RATE

|                   | LENGTH         | PRICE LM (EX GST) |  | APPROX PACK QTY | PRICE LM (EX GST) |       |
|-------------------|----------------|-------------------|--|-----------------|-------------------|-------|
| 42X19             | 2.4, 3.6       | 4.80              |  |                 |                   |       |
| 42X32             | 2.4, 3.6       | 8.00              |  |                 |                   |       |
| 70X32             | 2.4, 3.6       | 14.00             |  |                 |                   |       |
| 90X32             | 2.4, 3.6       | 18.50             |  |                 |                   |       |
|                   |                |                   |  |                 |                   |       |
| 42X42             | 3.6            | 10.50             |  |                 |                   |       |
| 70X42             | 3.6            | 18.50             |  |                 |                   |       |
| 90X42             | 3.6            | 24.20             |  |                 |                   |       |
|                   |                |                   |  |                 |                   |       |
| 150X25            | Random 1.8-5.7 | 23.30             |  |                 | 275 LM            | 18.70 |
| 200X25            | Random 1.8-5.7 | 31.80             |  |                 | 210 LM            | 25.50 |
|                   |                |                   |  |                 |                   |       |
| 100X38            | Random 1.8-5.7 | 21.20             |  |                 | 280 LM            | 17.00 |
| 150X38            | Random 1.8-5.7 | 35.50             |  |                 | 180 LM            | 28.40 |
| 200X38            | Random 1.8-5.7 | 47.50             |  |                 | 135 LM            | 38.00 |
|                   |                |                   |  |                 |                   |       |
| 100X47            | Random 1.8-5.7 | 28.40             |  |                 | 230 LM            | 22.80 |
| 125X47            | Random 1.8-5.7 | 37.00             |  |                 | 175 LM            | 29.60 |
| 150X47            | Random 1.8-5.7 | 45.00             |  |                 | 155 LM            | 36.00 |
| 200X47            | Random 1.8-5.7 | 61.00             |  |                 | 110 LM            | 48.80 |
| 290X45            | Random 1.8-5.7 | 94.00             |  |                 | 85 LM             | 75.20 |
|                   |                |                   |  |                 |                   |       |
| Discontinued item |                |                   |  |                 |                   |       |
| 190X42            | Random 1.8-5.7 | 51.20             |  |                 |                   |       |
|                   |                |                   |  |                 |                   |       |
|                   |                |                   |  |                 |                   |       |
|                   |                |                   |  |                 |                   |       |

NOTES :

All Merbau has pencil round corners.

Merbau will bleed a red/brown coloured tannin which can stain adjacent surfaces.

It should be coated with a minimum two coats of a good quality timber coating before being exposed to rain.

Like all timber in exposed situations regular maintenance should be kept up.

Also available in the Magna Merbau range is Laminated GL13/GL18 Posts and Beams and also decking.



## CERTISTRUCT22 - MERBAU SOLID UNSEASONED

|                   | LENGTHS  | PRICE LM (EX GST) |  |  |  |
|-------------------|----------|-------------------|--|--|--|
| 90X90             | 2.1-5.4M | 41.00             |  |  |  |
| 150X150 (stocked) | 2.1-5.4M | 115.00            |  |  |  |
| 200X200 (stocked) | 2.1-5.4M | 240.00            |  |  |  |
|                   |          |                   |  |  |  |
| 100X75            | 2.1-5.4M | 41.00             |  |  |  |
| 150X75            | 2.1-5.4M | 62.00             |  |  |  |
| 200X75            | 2.1-5.4M | 82.00             |  |  |  |
| 300X75            | 2.1-5.4M | 125.00            |  |  |  |
|                   |          |                   |  |  |  |
| 150X100           | 2.1-5.4M | 82.00             |  |  |  |
| 200X100 (stocked) | 2.1-5.4M | 110.00            |  |  |  |
|                   |          |                   |  |  |  |
| 300X150 (stocked) | 2.1-5.4M | 270.00            |  |  |  |
|                   |          |                   |  |  |  |

**NOTES :**

Unseasoned F22

All Merbau dressed with pencil round corners.

Merbau will bleed a red/brown coloured tannin which can stain adjacent surfaces.

Comes pre-oiled with 1 coat of Intergrain Universal Oil

Like all timber in exposed situations regular inspection and maintenance should be kept up.

Being unseasoned expect some checking and splits to develop whilst acclimatising.

We strongly recommend applying end-sealer to all cut ends

Lengths and sizes subject to availability, please check before ordering



**MERBAU LAMINATED PRODUCTS**

| PRODUCT              | GRADE            | FINISH  | SIZE    | LENGTH RANGE       | PRICE LM (EX GST) |
|----------------------|------------------|---------|---------|--------------------|-------------------|
| POST                 | GL17 - LAMINATED | DRESSED | 95X95   | 2.4, 3.0, 3.6, 6.0 | 56.00             |
| POST                 | GL17 - LAMINATED | DRESSED | 120X120 | 2.4, 3.0, 3.6, 6.0 | 86.00             |
| POST                 | GL13 - LAMINATED | DRESSED | 140X140 | 2.4, 3.0, 3.6, 6.0 | 121.00            |
| POST                 | GL13 - LAMINATED | DRESSED | 190X190 | 2.4, 3.0, 3.6, 6.0 | 235.00            |
| BATTEN - DISCONTINUE | GL17 - LAMINATED | DRESSED | 42X32   | 3.0, 6.0           | 8.80              |
| BATTEN - DISCONTINUE | GL17 - LAMINATED | DRESSED | 70X32   | 3.0, 6.0           | 15.00             |
| BEAM - DISCONTINUE   | GL17 - LAMINATED | DRESSED | 70X42   | 3.0, 6.0           | 20.00             |
| BEAM                 | GL17 - LAMINATED | DRESSED | 90X42   | 2.4, 3.0, 4.8, 6.0 | 25.50             |
| BEAM                 | GL17 - LAMINATED | DRESSED | 120X42  | 3.6, 4.8, 6.0      | 33.80             |
| BEAM                 | GL17 - LAMINATED | DRESSED | 140X42  | 3.6, 4.8, 6.0      | 40.00             |
| BEAM                 | GL17 - LAMINATED | DRESSED | 190X42  | 3.6, 4.8, 6.0, 7.2 | 57.00             |
| BEAM                 | GL17 - LAMINATED | DRESSED | 240X42  | 3.6, 4.8, 6.0, 7.2 | 72.80             |
| BEAM                 | GL17 - LAMINATED | DRESSED | 290X42  | 3.6, 4.8, 6.0, 7.2 | 88.00             |
| BEAM                 | GL17 - LAMINATED | DRESSED | 190X65  | 4.8, 6.0, 7.2      | 88.50             |
| BEAM                 | GL17 - LAMINATED | DRESSED | 240X65  | 4.8, 6.0, 7.2      | 113.00            |
| BEAM                 | GL17 - LAMINATED | DRESSED | 265X65  | 4.8, 6.0, 7.2      | 127.00            |
| BEAM                 | GL17 - LAMINATED | DRESSED | 290X65  | 4.8, 6.0, 7.2      | 140.00            |
| BEAM                 | GL17 - LAMINATED | DRESSED | 330X65  | 6.0, 7.8           | 173.00            |
| BEAM                 | GL17 - LAMINATED | DRESSED | 290X80  | 6.0, 7.8           | 176.00            |
| BEAM                 | GL17 - LAMINATED | DRESSED | 330X80  | 6.0, 7.8           | 210.00            |

**NOTES :**

Laminated products are produced by ETH Enterprises in accordance with the Glue Laminated Timber Association of Australia (GLTAA) Standards and comply with AS 1328-1987

15 year product warranty

Span Tables available at [austim.com.au](http://austim.com.au) or [magnaglulam.com.au](http://magnaglulam.com.au)

Merbau will bleed a red/brown coloured tannin which can stain adjacent surfaces.

It should be coated with a minimum two coats of a good quality timber coating before being exposed to rain.

Like all timber in exposed situations regular maintenance should be kept up.



## HEIMU SOLID SELECT GRADE

### LOOSE PIECE RATE

### PACK RATE

|                               | LENGTH             | PRICE LM (EX GST) |  | APPROX PACK QTY | PRICE LM (EX GST) |
|-------------------------------|--------------------|-------------------|--|-----------------|-------------------|
| <b>BATTENS</b>                |                    |                   |  |                 |                   |
| 40X19 Dressed PR              | 3.6                | 5.70              |  |                 |                   |
| 40X30 Dressed PR              | 3.6                | 9.00              |  |                 |                   |
| 60X30 Dressed PR              | 3.6                | 13.50             |  |                 |                   |
| 90X30 Dressed PR              | 3.6                | 20.50             |  |                 |                   |
| 90X40 Dressed PR              | 3.6                | 27.00             |  |                 |                   |
| <b>JOINERY</b>                |                    |                   |  |                 |                   |
| 150X25 Sawn                   | Random 1.8-5.7     | 25.50             |  | 275 LM          | 20.70             |
| 200X25 Sawn                   | Random 1.8-5.7     | 35.00             |  | 210 LM          | 28.40             |
| 150X38 Sawn                   | Random 1.8-5.7     | 38.50             |  | 180 LM          | 31.20             |
| 150X38 Sawn                   | 3.6                | 42.50             |  | 36 PCS          | 34.50             |
| 200X38 Sawn                   | Random 1.8-5.7     | 53.00             |  | 135 LM          | 43.00             |
| 150X50 Sawn                   | Random 1.8-5.7     | 51.00             |  | 155 LM          | 41.40             |
| 200X50 Sawn                   | Random 1.8-5.7     | 70.00             |  | 110 LM          | 56.70             |
| 150X63 Sawn                   | 2.4, 3.0, 3.6      | 80.30             |  | 18 PCS          | 65.10             |
| 200X63 Sawn                   | 3.0, 3.6           | 107.00            |  | 14 PCS          | 86.70             |
| <b>STAIR TREADS</b>           |                    |                   |  |                 |                   |
| 285X40 Dressed PR             | Random 1.8-5.7     | 98.00             |  | tbc             | 79.40             |
| <b>DECKING OR SEATING</b>     |                    |                   |  |                 |                   |
| 90X21 Dressed PR              | Set Length 2.1-3.6 | 13.50             |  |                 |                   |
| 140X21 Dressed PR             | Random 1.8-5.7     | 19.00             |  |                 |                   |
| 140X21 Dressed PR             | Set Length 2.1-4.2 | 21.00             |  |                 |                   |
| <b>CLADDING</b>               |                    |                   |  |                 |                   |
| 138X19 (118mm cover) Cladding | Random 1.8-5.7     | 21.00             |  |                 |                   |
| 138X19 (118mm cover) Cladding | Set Length 2.1-4.2 | 23.00             |  |                 |                   |
| <b>COMMERCIAL DECKING</b>     |                    |                   |  |                 |                   |
| 140X30 Dressed PR             | Random 1.8-5.7     | 32.50             |  |                 |                   |
| 140X40 Dressed PR             | Random 1.8-5.7     | 42.50             |  |                 |                   |

**NOTES :**

New product not all sizes in stock, leadtimes may apply

Sawn material allow sufficient machining tolerances (ie, width 10-15mm & thickness 6-8mm)

Our Heimu is FSC 100% Certified.

Set lengths available special order.

Visit our website for additional information on this new product.







**SPOTTED GUM SELECT**

**LOOSE PIECE RATE**

**PACK RATE**

| SIZE                | PRICE LM (EX GST) |  | SIZE   | PRICE LM (EX GST) |
|---------------------|-------------------|--|--------|-------------------|
|                     |                   |  |        |                   |
|                     |                   |  |        |                   |
| 200X25              | 46.00             |  | 200X25 | 36.00             |
|                     |                   |  |        |                   |
|                     |                   |  |        |                   |
| 150X38              | 52.00             |  | 150X38 | 42.00             |
| 200X38              | 68.00             |  | 200X38 | 56.00             |
|                     |                   |  |        |                   |
|                     |                   |  |        |                   |
|                     |                   |  |        |                   |
| 150X50              | 73.00             |  | 150X50 | 61.00             |
| 200X50              | 98.00             |  | 200X50 | 83.00             |
|                     |                   |  |        |                   |
|                     |                   |  |        |                   |
| Dressed Battens     |                   |  |        |                   |
| approx 40X30        | 15.00             |  |        |                   |
| enquire for lengths |                   |  |        |                   |
|                     |                   |  |        |                   |
|                     |                   |  |        |                   |
|                     |                   |  |        |                   |
|                     |                   |  |        |                   |
|                     |                   |  |        |                   |

**NOTES :**

Grade permits checking, gum vein, pin hole and knots as per AS2796.2:2006

If unfamiliar with "grade inclusions" please ask for information.

**Beware Spotted Gum is difficult to glue and prone to movement.**

Our Spotted Gum is usually skip dressed but may be sawn depending upon supply source.

Allow sufficient machining tolerances (ie, width 25mm & thickness 10mm)

Availability of specific sizes and lengths cannot be guaranteed.

Typical length range 0.9 to 4.8m in 100mm increments.



**VULCAN**  
**SAWN FEEDSTOCK**

**LOOSE PIECE RATE**

**LOOSE PIECE RATE**

| LAMINATED VERTICAL GRAIN | PRICE LM (EX GST) |  | SOLID FLATSAWN (IMBUE) | PRICE LM (EX GST) |
|--------------------------|-------------------|--|------------------------|-------------------|
|                          |                   |  |                        |                   |
| 145X22                   | 26.00             |  | 150X50                 | 34.50             |
| 180X22                   | 35.00             |  | 200X50                 | 46.00             |
| 235X22                   | 42.00             |  |                        |                   |
| 295X22                   | 50.00             |  |                        |                   |
|                          |                   |  |                        |                   |
| 145X34                   | 39.00             |  |                        |                   |
| 180X34                   | 52.00             |  |                        |                   |
| 235X34                   | 68.00             |  |                        |                   |
| 295X34                   | 78.00             |  |                        |                   |
|                          |                   |  |                        |                   |
| 145X44                   | 52.00             |  |                        |                   |
| 180X44                   | 69.00             |  |                        |                   |
| 235X44                   | 92.00             |  |                        |                   |
| 295X44                   | 107.00            |  |                        |                   |
|                          |                   |  |                        |                   |
| 145X69                   | 78.00             |  |                        |                   |
| 180X69                   | 104.00            |  |                        |                   |
| 235X69                   | 137.00            |  |                        |                   |
| 295X69                   | 158.00            |  |                        |                   |
|                          |                   |  |                        |                   |

**NOTES :**

Thermally Modified Pine FSC Certified  
Laminated Vertical Grain Orientation and H3 LSOP Treated  
Very high grade, some minor imperfections allowed  
Availability of specific sizes and lengths cannot be guaranteed.

Thermally Modified Pine FSC Certified  
Imbue is solid (non-laminated)  
Grade Clear 2 & Better  
H3 LSOP Treated

Like sawn solid timber sizing Vulcan will also have some width and thickness variation  
Typical length range 1.8m to 4.8m (not finger jointed)  
Allow machining time (as we may cut from larger sections)  
See page 31. For finished profiles



**WEATHERTEX**



| PRODUCT                               | CODE   | PRICE SHEET (EX GST) | PRICE M2 (EX GST) |
|---------------------------------------|--------|----------------------|-------------------|
| <b>Weathergroove Smooth 150mm</b>     |        |                      |                   |
| 2745x1196x9.5mm                       | 108247 | 224.00               | 75.00             |
| 3050x1196x9.5mm                       | 108246 | 247.00               | 74.00             |
| 3660x1196x9.5mm                       | 108245 | 295.00               | 74.00             |
| <b>Weathergroove Smooth 300mm</b>     |        |                      |                   |
| 3660x1196x9.5mm                       | 108250 | 295.00               | 74.00             |
| <b>Weathergroove Natural 150mm</b>    |        |                      |                   |
| 3660x1196x9.5mm                       | 500075 | 295.00               | 74.00             |
| <b>Weathergroove Natural 300mm</b>    |        |                      |                   |
| 3660x1196x9.5mm                       | 500077 | 295.00               | 74.00             |
| <b>Weathergroove Ruff Sawn 150mm</b>  |        |                      |                   |
| 3660x1196x9.5mm                       | 107249 | 295.00               | 74.00             |
| Small End Stop (anodised alum)        | 150155 | 60.00                |                   |
| Small External Corner (anodised alum) | 149700 | 80.00                |                   |
| Small Internal Corner (anodised alum) | 149500 | 80.00                |                   |
| Cavity Batten (weathertex)            | 149350 | 2.00                 |                   |
| Small Cavity Closer (colourbond)      | 149400 | 40.00                |                   |
| Joiner 3660mm (anodised alum)         | 146850 | 30.00                |                   |
| Joiner 3050mm (anodised alum)         | 146845 | 26.00                |                   |
| Joiner 2745mm (anodised alum)         | 146840 | 25.00                |                   |
| Small Z Flashing (anodised alum)      | 149960 | 63.00                |                   |
|                                       |        |                      |                   |
|                                       |        |                      |                   |
|                                       |        |                      |                   |
|                                       |        |                      |                   |

**NOTES :**

Australian Manufactured product.

100% natural made up of 97% wood and 3% parafin wax

Termite resistant



**DECKING TIMBER - JOB LOTS**

| DECKING PRODUCT               | GRADE        | FINISH | SIZE   | LENGTH RANGE                  | PRICE LM (EX GST) | INDICATIVE PRICE SQM (EX GST) |
|-------------------------------|--------------|--------|--------|-------------------------------|-------------------|-------------------------------|
| MAGNA MERBAU <u>PRE-OILED</u> | SELECT       | SMOOTH | 90X19  | RANDOM 1.8-5.7                | 7.00              | 74.00                         |
| MAGNA MERBAU <u>PRE-OILED</u> | SELECT       | SMOOTH | 90X19  | SET LENGTHS (ENQUIRE)         | 8.20              | 86.00                         |
| MAGNA MERBAU <u>PRE-OILED</u> | SELECT       | SMOOTH | 140X19 | RANDOM 1.8-5.7                | 11.00             | 75.00                         |
| MAGNA MERBAU <u>PRE-OILED</u> | SELECT       | SMOOTH | 140X19 | SET LENGTHS (ENQUIRE)         | 13.00             | 89.00                         |
| MAGNA MERBAU                  | SELECT       | SMOOTH | 140X21 | RANDOM 1.8-5.7                | 15.00             | 103.00                        |
| HEIMU                         | SELECT       | SMOOTH | 90X21  | SET LENGTHS 2.1-3.6 (ENQUIRE) | 13.50             | 142.00                        |
| HEIMU                         | SELECT       | SMOOTH | 140X21 | RANDOM 1.8-5.7                | 19.00             | 130.00                        |
| HEIMU                         | SELECT       | SMOOTH | 140X21 | SET LENGTHS 2.1-4.2 (ENQUIRE) | 21.00             | 144.00                        |
| JARRAH                        | STD & BETTER | SMOOTH | 85X20  | RANDOM 1.5-3.0                | 11.00             | 122.00                        |
| JARRAH                        | STD & BETTER | SMOOTH | 135X19 | RANDOM 1.2-5.4                | 18.00             | 132.00                        |
| JARRAH                        | STD & BETTER | SMOOTH | 135X32 | RANDOM 1.8-5.4                | 19.20             | 137.00                        |
| FIJI MAHOGANY                 | PREMIUM      | SMOOTH | 140X21 | RANDOM 1.8-5.7                | 19.00             | 130.00                        |
| SPOTTED GUM (QLD)             | STD & BETTER | SMOOTH | 86X19  | RANDOM 1.8-4.5                | 12.00             | 133.00                        |
| SPOTTED GUM (QLD)             | STD & BETTER | SMOOTH | 135X19 | RANDOM 1.8-4.5                | 23.00             | 163.00                        |

**NOTES :**

We strongly recommend decking be given at least one coating on all four sides prior to installation.  
 Regular maintenance is necessary to keep a timber deck in good condition.  
 Merbau will bleed a red/brown coloured tannin which can stain adjacent surfaces.  
 Most other hardwoods also tannin stain to some lesser extent.  
 To minimise tannin leach it should be coated with a min two coats of a good quality timber oil before being exposed to rain/water.  
 All timber decking will vary in width as it acclimatises to the local environment, please expect and allow for this during installation and ordering.  
**All decking can be Intergrain Uni Oil pre-coated in our factory, narrow boards add \$1.15/lm, wide boards add \$1.55/lm (excl gst).**  
**Minimum charge "Set-Up Fee of \$150.00" may apply for small quantities (below 300 LM) of coating.**  
**Note when pre-coating to order we may require up to 10 working days to allow for coating.**  
 Fiji Mahogany has been treated to increase durability, offcuts should not be burned. Please ask for more information.  
 Approx 50 screws per sqm for 90mm wide decking  
 Approx 30 screws per sqm for 140mm wide decking  
 Decking prices can move regularly, please check with our office to ensure you are using an up to date price list.



Our Merbau & Heimu decking is FSC Certified.

The mark of responsible forestry

| PRODUCT   | DETAILS                  | EDGE TYPE           | SIZE    | LENGTH RANGE | PRICE EA (EX GST) | INDICATIVE PRICE SQM (EX GST) |
|---|--------------------------|---------------------|---------|--------------|-------------------|-------------------------------|
| <b>Avenue - Decking Scalloped US92</b>  | 450mm Resi Joist Centres | Grooved Edge        | 138X29  | 4.88M        | 69.00             | 99.00                         |
| <b>Avenue - Decking Scalloped US93</b>  | 450mm Resi Joist Centres | Perimeter Board     | 138X29  | 4.88M        | 79.00             |                               |
| Colours available ; Antique, Teak, Walnut   |                          |                     |         |              |                   |                               |
| <b>Fascia - US06C</b>   |                          | Square Edge         | 138X15  | 5.4M         | 84.00             |                               |
| Colours available ; Antique, Blackbutt, Ipe, Silver Grey, Teak                                  |                          |                     |         |              |                   |                               |
| <b>Terrace - Decking Solid US49C</b>  | 450mm Resi Joist Centres | Grooved Edge        | 138X25  | 5.4M         | 107.00            | 139.00                        |
| <b>Terrace - Decking Solid US63C</b>  | 450mm Resi Joist Centres | Perimeter Board     | 138X25  | 5.4M         | 112.00            |                               |
| Colours available ; Antique, Blackbutt, Ipe, Silver Grey, Teak<br>Now P5 finish on reverse face |                          |                     |         |              |                   |                               |
| <b>Coastal - Decking Solid US54</b>   | 400mm Resi Joist Centres | Grooved Edge        | 210X23  | 4.88M        | 156.00            | 149.00                        |
| <b>Coastal - Decking Solid US142</b>  | 400mm Resi Joist Centres | Perimeter Board     | 138X23  | 4.88M        | 120.00            |                               |
| Colours available ; Beech, Antique, Aged Wood, Teak<br>Now P5 finish on reverse face            |                          |                     |         |              |                   |                               |
| <b>Commercial - Marina Decking Board US71H</b>  | 600mm Resi Joist Centres | Grooved Edge        | 210X36  | 2.7M         | 118.00            | 203.00                        |
| Colours available ; Antique, Blackbutt, Ipe<br>P5 finish to face                                |                          |                     |         |              |                   |                               |
| <b>TC28 NTW Clip &amp; Screw 5.5mm</b>  | Timber and Metal Fix     | Stainless Steel     | 1000PCS | 58.6 SQM     | 528.00            | 9.10                          |
| <b>TC28 NTW Clip &amp; Screw 5.5mm</b>  | Timber and Metal Fix     | Stainless Steel     | 225PCS  | 13.2 SQM     | 132.00            | 10.00                         |
| <b>TC28 NTW Clip &amp; Screw 5.5mm</b>  | Timber and Metal Fix     | Stainless Steel     | 75PCS   | 4.4 SQM      | 48.00             |                               |
| <b>MG1 Mini-Gap Clip &amp; Screw 1.5mm</b>  | Timber or Metal Fix      | Stainless Steel     | 75PCS   | 4.0 SQM      | 77.00             |                               |
| <b>MG2 Mini-Gap Locking Clip &amp; Screw 1.5mm</b>  | Timber or Metal Fix      | Stainless Steel     | 25PCS   | 6.0 SQM      | 31.00             |                               |
| <b>MG3 Starter Clip &amp; Screw</b>   | Timber or Metal Fix      | Stainless Steel     | 25PCS   |              | 25.00             |                               |
| <b>K37 Start/Stop Clip &amp; Screw</b>  | Timber or Metal Fix      | Stainless Steel     | 25PCS   |              | 20.00             |                               |
| <b>Screws : Antique, Grey, Brown, Teak, Beech</b>   | Timber Fix 10G X 65mm    | Stainless Steel 304 | 100PCS  |              | 45.00             |                               |
| <b>Nivo Adjustable Decking Pedestal</b>   | NDP25                    | 25-40mm             | EACH    |              | 5.50              |                               |
| <b>Nivo Adjustable Decking Pedestal</b>   | NDP40                    | 40-60mm             | EACH    |              | 6.00              |                               |
| <b>Nivo Adjustable Decking Pedestal</b>   | NDP50                    | 50-80mm             | EACH    |              | 8.00              |                               |
| <b>Nivo Adjustable Decking Pedestal</b>   | NDP80                    | 80-140mm            | EACH    |              | 9.00              |                               |
| <b>Nivo Adjustable Decking Pedestal</b>   | NDP140                   | 140-230mm           | EACH    |              | 14.00             |                               |
| <b>Nivo Height Extension</b>  | NDP60HE                  | 60mm                | EACH    |              | 3.00              |                               |
| <b>Nivo Slope Corrector 2-5%</b>  | NPSC                     |                     | EACH    |              | 5.00              |                               |

**NOTES :**

Whilst NewTechWood is a manufactured product variation in grain and colour should be expected. When installing it is recommended that boards be mixed up not just taken from the top of the bundle this is particularly important when more than one pack is being used on a job.

Similarly there will be some variation in board width, care should be taken and allowances made if working to tight tolerances.


Board width may vary +/- 2 to 3mm

Always follow manufacturers installation guide.

Note : Joist centres refer to residential applications only.

Note : Clip coverage is approximate only and will vary from deck to deck depending on configuration and joist spacings.

Important installation instructions are available online at [www.newtechwood.com.au](http://www.newtechwood.com.au)



**NEWTECHWOOD CLADDING**

| PRODUCT  | DETAILS                           | SIZE          | LENGTH RANGE | PRICE EA (EX GST) | INDICATIVE PRICE SQM (EX GST) |
|--|-----------------------------------|---------------|--------------|-------------------|-------------------------------|
| Hollow Screening - <b>Batten UH55</b>                              | Span 1200mm                       | 56x30         | 5.4m         | 54.00             |                               |
| Ipe, Canadian Cedar, Ebony   |                                   |               |              |                   |                               |
| <b>Batten End Caps for UH55</b>                                    |                                   |               | 20 pcs       | 26.00             |                               |
| <b>Cladding Board - Castellation 5-Rib UH61</b>                    | 500mm fixing centres              | 196x25        | 5.4M         | 136.00            | 135.00                        |
| Ipe, Canadian Cedar, Ebony   |                                   | (186mm cover) |              |                   |                               |
| <b>Cladding Board - Castellation 3-Rib UH58</b>                    | 500mm fixing centres              | 196x25        | 5.4M         | 136.00            | 135.00                        |
| Aged Wood, Blackbutt, Teak, Ebony (Charred)                        |                                   | (186mm cover) |              |                   |                               |
| <b>Cladding Board - Castellation 4-Rib UH93</b>                    | 500mm fixing centres              | 196x25        | 5.4M         | 136.00            | 135.00                        |
| Seasalt, Blackbutt, Teak   |                                   | (186mm cover) |              |                   |                               |
| End Trim - CA63AA44ZX-colour for Castellation                      |                                   |               |              | 109.00            |                               |
| Butt Joint - CA49AA60ZX-colour for Castellation                    |                                   |               |              | 75.00             |                               |
| Outside Corner Trim - CA51AA62ZX-colour for Castellation           |                                   |               |              | 119.00            |                               |
| Inside Corner Trim - CA50AA61ZX-colour for Castellation            |                                   |               |              | 138.00            |                               |
| J-Trim Perforated - CA43-colour                                    |                                   |               |              | 82.00             |                               |
| J-Trim Un-Perforated - CA43B-colour                                |                                   |               |              | 60.00             |                               |
| Z Flashing - CA41-colour   |                                   |               |              | 75.00             |                               |
| UH122R - DIY Fencing   | 500mm fixing centres, 149mm cover | 175x22        | 2.7m         | 39.00             | 97.00                         |
| US154R - L Trim for US122R   |                                   | 55x55         | 2.7m         | 25.00             |                               |
| Silver Grey, Sea Salt, Blackbutt, Ipe                              |                                   |               |              |                   |                               |
| <b>Cladding Board - Shadowline US31</b>                            |                                   | 142X13        | 4.88M        | 76.00             | 120.00                        |
| Teak, Ipe, Blackbutt, Sea Salt, Ebony (Shou Sugi Ban)              |                                   | (130mm cover) |              |                   |                               |
| End Trim - CA48AA44ZX-colour for Shadowline                        |                                   |               |              | 95.00             |                               |
| Butt Joint Trim - CA49AA45ZX-colour for Shadowline                 |                                   |               |              | 65.00             |                               |
| Outside Corner Trim - CA51AA47ZX-colour for Shadowline             |                                   |               |              | 105.00            |                               |
| Inside Corner Trim - CA50AA46ZX-colour for Shadowline              |                                   |               |              | 118.00            |                               |
| J-Trim Perforated - CA42-colour                                    |                                   |               |              | 65.00             |                               |
| J-Trim Non-Perforated - CA42B-colour                               |                                   |               |              | 48.00             |                               |
| Z Flashing - CA41-colour   |                                   |               |              | 75.00             |                               |
| Rubber Stand Off T-7 to suit Shadowline                            |                                   | 50PCS         |              | 15.00             |                               |
| <b>Cladding Clips AW08 : to suit Castellation &amp; Shadowline</b> | Aluminium                         | 250PCS        | 20 SQM       | 110.00            | 7.33                          |
| <b>Cladding Clips AW08-50</b>                                      | Aluminium                         | 50PCS         | 4 SQM        | 30.00             |                               |
| <b>Screws WJ063 : Expansion Locking to suit AW08</b>               | 4Gx12mm SS304                     | 100PCS        |              | 15.00             |                               |
| <b>Screws 56PB0830: Fixing to Timber suit AW08 and Trims</b>       | 8Gx30mm - Pan Head SS304          | 200PCS        |              | 25.00             |                               |
| <b>Screws 23GPD0820: Fixing to Metal suit AW08 and Trims</b>       | 8Gx20mm - Pan Head Galv           | 100PCS        |              | 10.00             |                               |

**NOTES :**

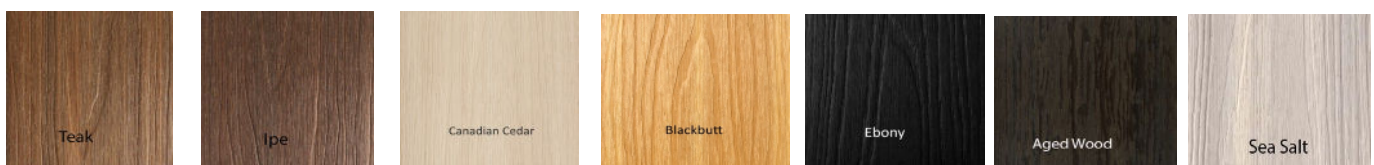
Whilst NewTechWood is a manufactured product variation in grain and colour should be expected. When installing it is recommended that boards be mixed up not just taken from the top of the bundle this is particularly important when more than one pack is being used on a job.

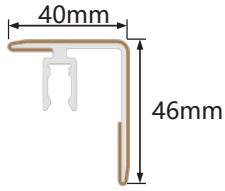
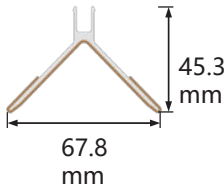
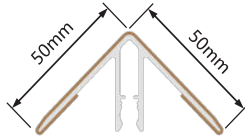
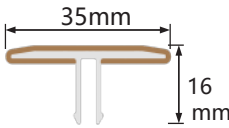
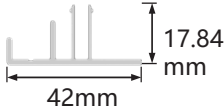
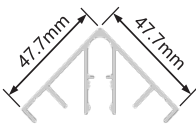
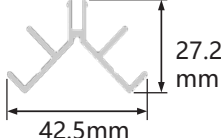
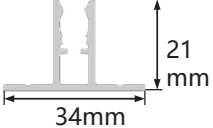


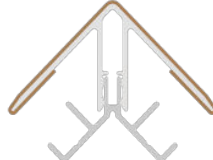
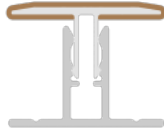
Similarly there will be some variation in board width, care should be taken and allowances made if working to tight tolerances.

Always follow manufacturers installation guide.

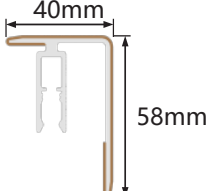
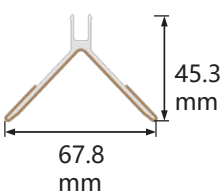
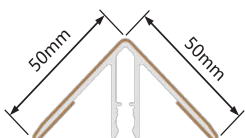
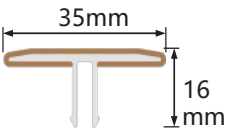
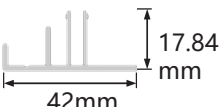
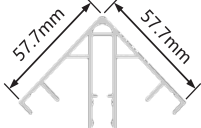
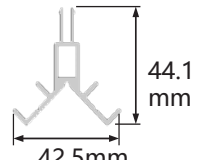
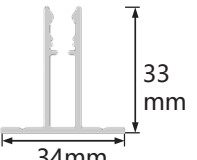
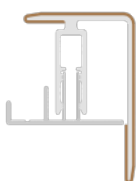
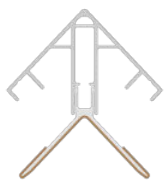
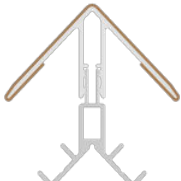

Note : Clip coverage is approximate only and will vary from deck to deck depending on configuration and joist spacings.

Important installation instructions are available online at [www.newtechwood.com.au](http://www.newtechwood.com.au)



|   | Item     | End Trim<br>CA48AA44ZX  | Inside Cnr Trim<br>CA50AA46ZX   | Outside Cnr Trim<br>CA51AA47ZX  | Butt Joint Trim<br>CA49AA45ZX   |
|---|----------|---|---|---|---|
| <b>Trims to Suit<br/>Cladding Board<br/>13mm<br/>Thickness</b><br><br><b>Can only be<br/>purchased as<br/>an assembled<br/>pair. (cover +<br/>base)</b> | Cover    |  |  |  |  |
|   | Base     |  |  |  |  |
|   | Assembly |  |  |  |  |

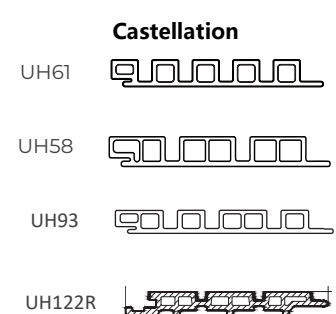
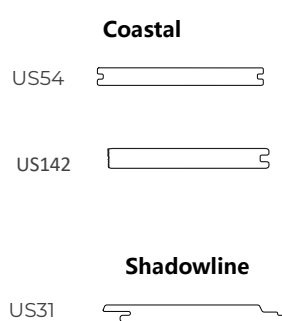
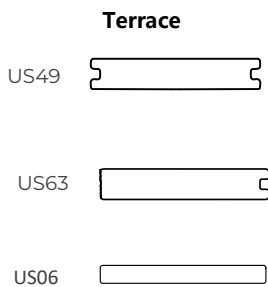
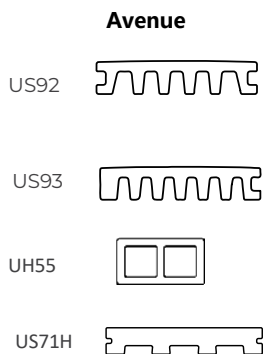

Colour Key : AW=Aged Wood BB=Blackbutt CC=Canadian Cedar EB=Ebony IP=Ipe TE=Teak EBC=Ebony Charred SS=Sea Salt

|   | Item     | End Trim<br>CA63AA44ZX  | Inside Cnr Trim<br>CA50AA61ZX   | Outside Cnr Trim<br>CA51AA62ZX  | Butt Joint Trim<br>CA49AA60ZX   |
|---|----------|---|---|---|---|
| <b>Trims to suit<br/>Castellation<br/>25mm<br/>Thickness</b><br><br><b>Can only be<br/>purchased as<br/>an assembled<br/>pair. (cover +<br/>base)</b> | Cover    |  |  |  |  |
|   | Base     |  |  |  |  |
|   | Assembly |  |  |  |  |

| Flashing | J-Trim Perforated suit Shadowline | J-Trim non-perforated suit Shadowline | J-Trim Perforated suit Castellation | J-Trim non-perforated suit Castellation |
|----------|-----------------------------------|---------------------------------------|-------------------------------------|---|
|          |                                   |                                       |                                     |   |
| CA41     | CA42                              | CA42B                                 | CA43                                | CA43B                                   |

| Description  | End Trim       | Outside Corner Trim | Inside Corner Trim | Butt Joist Trim         |
|--------------|----------------|---------------------|--------------------|-------------------------|
| Where to use | Outermost Edge | Outside Corner      | Inside Corner      | Butt Joint Installation |
| Picture      |                |                     |                    |                         |

| Name         | Flashing   | J-Trim Perforated<br>(For 13mm Board) | J-Trim Perforated<br>(For 25mm Board) | J-Trim non-perforated<br>(For both 13mm&25mm) |
|--------------|--|---------------------------------------|---------------------------------------|---|
| Where to use | <ul style="list-style-type: none"> <li>Window Head</li> <li>Window Sill</li> <li>Butt Joint</li> </ul> | Bottom of the Cladding panel          | Bottom of the Cladding panel          | Edging for Cladding                           |
| Picture      |  |                                       |                                       |   |



| PRODUCT  |                                  |                      | SIZE MM | LENGTH         | PRICE EA (EX GST) | INDICATIVE PRICE SQM (EX GST) |
|--|----------------------------------|----------------------|---------|----------------|-------------------|-------------------------------|
| I-SERIES DECKING   | Grooved Board & Solid Edge Board |                      | 135X25  | 5.4M           | 82.00             | 108.00                        |
| (Colours available ; Tiger Cove, Caribbean Coral, Oasis Palm, Cape Town Grey, Spanish Saffron) |                                  |                      |         |                |                   |                               |
| Residential Joist Centres : 450mm  |                                  |                      |         |                |                   |                               |
| I-SERIES FASCIA  |                                  |                      | 150X12  | 4.8M           | 78.00             |                               |
| (Colours available ; Tiger Cove, Caribbean Coral, Oasis Palm, Cape Town Grey, Spanish Saffron) |                                  |                      |         |                |                   |                               |
| APEX PLUS DECKING  | Grooved Board & Solid Edge Board |                      | 190X24  | 5.4M           | 195.00            | 185.00                        |
| (Colours available ; Alaskan Driftwood, Hawaii Walnut, Himalayan Cedar)                        |                                  |                      |         |                |                   |                               |
| Residential Joist Centres : 450mm  |                                  |                      |         |                |                   |                               |
| PIONEER DECKING  | Grooved Board & Solid Edge Board |                      | 145X21  | 5.4M           | 198.00            | 244.00                        |
| (Colours available ; Spotted Gum, Blackbutt Oiled, Blackbutt Natural)                          |                                  |                      |         |                |                   |                               |
| Residential Joist Centres : 450mm  |                                  |                      |         |                |                   |                               |
| INFINITY SCREENING   |                                  |                      | 70X16   | 5.4M           | 49.00             |                               |
| (Colours available ; Tiger Cove, Caribbean Coral, Oasis Palm, Cape Town Grey, Spanish Saffron) |                                  |                      |         |                |                   |                               |
| Hulk Collated Chain Clip   | Timber and Metal Fix             | Stainless Steel      | 150PCS  | 6-9 SQM        | 117.00            | 15.00                         |
| Hulk Hand Tool for above   |                                  |                      |         |                | 50.00             |                               |
| Top Fix Screws : Grey, Brown, Teak, Beech, Antique   | Timber Fix 10G X 65mm            | Stainless Steel 304  | 100PCS  |                | 44.00             |                               |
| VISTA CLAD TWO GROOVE  | 162x24mm                         | (cover 152mm)        |         | 5.4M           | 132.00            |                               |
| (Colours available ; Carbonised Osage, Swedish Oak, Charred Cedar, Hawaiian Walnut)            |                                  |                      |         |                |                   |                               |
| Flat Clip Strip  | 40x12mm                          |                      | 8pcs    | 1.83M          | 168.00            |                               |
| Top Hat Clip Strip   | 85x36mm                          |                      | 4 pcs   | 2.75M          | 144.00            |                               |
| Bugle Batten Screw (to suit fixing strips to timber)   | 14gx50mm                         | Galv C4              |         | 50 PCS         | 15.00             |                               |
| Bugle Batten Screw (to suit fixing strips to timber)   | 14gx50mm                         | Galv C4              |         | 1000 PCS       | 149.00            |                               |
| Trim - Top/Bottom/Closed Edge  |                                  |                      |         | 5.8M           | 48.00             |                               |
| Trim - External Corner   | 49.5mm                           |                      |         | 2.9M           | 34.00             |                               |
| Trim - Internal Corner   | 40.0mm                           |                      |         | 2.9M           | 34.00             |                               |
| Trim - T Profile Joiner  | 40.0mm                           |                      |         | 2.9M           | 20.00             |                               |
| Trim - U Channel   |                                  |                      |         | 2.9M           | 14.00             |                               |
| (Trim Colours available ; Black, Brown, Light Tan)   |                                  |                      |         |                |                   |                               |
| Bottom Cavity Closer   | 50x50mm                          | Milled Raw Aluminium |         | 2.99M          | 45.00             |                               |
| Nylon Adaptor - Suit Top & Bottom Trim   |                                  |                      |         | Pack of 10 pcs | 12.00             |                               |
| Nylon Adaptor - Suit External Corner Trim  |                                  |                      |         | Pack of 10 pcs | 17.00             |                               |
| Nylon Adaptor - Suit Internal Corner Trim  |                                  |                      |         | Pack of 10 pcs | 9.00              |                               |
| Nylon Adaptor - Suit Closed Edge/U Channel/T Profile Trim                                      |                                  |                      |         | Pack of 10 pcs | 12.00             |                               |

**NOTES :**


Whilst Evalast is a manufactured product variation in grain and colour should be expected. When installing it is recommended that boards be mixed up not just taken from the top of the bundle this is particularly important when more than one pack is being used on a job.


Similarly there will be some variation in board width, care should be taken and allowances made if working to tight tolerances.

Always fully read and follow manufacturers installation guides. [www.eva-last.net.au](http://www.eva-last.net.au)

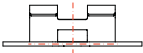
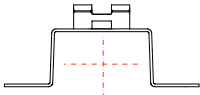
Note : Joist centres refer to residential applications only.

Note : Clip coverage is approximate only and will vary from deck to deck depending on configuration and joist spacings.














| Profile ID | Material | Description   | Board width (mm) | Thickness (mm) | Mass (kg/m) | Cover width (mm) | Coverage (m/m <sup>2</sup> ) | Coverage mass (kg/m <sup>2</sup> ) |
|------------|----------|---|------------------|----------------|-------------|------------------|------------------------------|------------------------------------|
| 2 Groove   | Apex     |  | 163.0            | 24.5           | 1.5         | 152.6            | 6.6                          | 9.8                                |

## CLADDING CLIP STRIP

| Item       | Description   | Width (mm) | Gauge (mm) | Depth (mm) | Ventilation gap (mm) | Length (mm) | Mass (kg/part) |
|------------|---|------------|------------|------------|----------------------|-------------|----------------|
| Flat strip |  | 40         | 1.2        | 12         | 0                    | 1831        | 0.7            |
| Top hat    |  | 86         | 1.2        | 36         | 25.4                 | 2 745       | 3.2            |

## TRIM AND ADAPTORS

| Item                    | Description   | Associated trim      | Application     | Description   | Board Length Adjustment | Adaptor Edge distances *                       |
|-------------------------|---|----------------------|-----------------|---|-------------------------|--|
| Top and bottom adaptor  |  | Universal trim       | Bottom trim     |  | N/A                     | 70 mm from bottom of clip strip ledge          |
|                         |   |                      | Top Trim        |  | N/A                     | 50 mm from top of clip strip ledge             |
|                         |   |                      | Edge trim       |  | 35 mm                   | 70 mm from centre of clip strip                |
| Side adaptor            |  | T-Trim               | Butt joint      |  | 15 mm                   | 62.5 mm overlap at centre                      |
|                         |   | U-trim               | Butt joint      |  | N/A                     | 70 mm from centre of clip strip                |
| Internal corner adaptor |  | Internal corner trim | Internal corner |  | 20 mm                   | 50 mm from edge<br>40 mm from edge to fastener |
| External corner adaptor |  | External corner trim | External corner |  | 20 mm                   | 50 mm from edge<br>40 mm from edge to fastener |

\*Edge distances do not include ground clearances or space for additional flashing

# WoodEvo

| PRODUCT   | DETAILS                                 | EDGE TYPE                | SIZE     | LENGTH RANGE | PRICE EA (EX GST) | INDICATIVE PRICE SQM (EX GST) |
|---|---|--------------------------|----------|--------------|-------------------|-------------------------------|
| Home - Decking  | 400mm Resi Joist Centres                | Grooved Edge             | 138x23   | 5.4M         | 93.00             | 120.00                        |
| Home - Decking  | 400mm Resi Joist Centres                | Perimeter Board          | 138x23   | 5.4M         | 93.00             |                               |
| Home - Fascia   |   |                          | 180x15   | 5.4M         | 93.00             |                               |
| Colours available ; Snow White, Hampton, Basalt, Charcoal, Teak, Tallowood, Nordic, Vic Ash |   |                          |          |              |                   |                               |
| Advanced - Decking  | 400mm Resi Joist Centres                | Grooved Edge             | 140x25   | 5.4M         | 136.00            | 174.00                        |
| Advanced - Decking  | 400mm Resi Joist Centres                | Perimeter Board          | 140x25   | 5.4M         | 136.00            |                               |
| Colours available ; Antique Silver, Smoked Ash, Sandstone, Oak, Victorian Maple             |   |                          |          |              |                   |                               |
| Decking Fixings - Trulock Clip Box 5.0mm (suits Home & Advanced)                            | Timber and Metal Fix                    | Phillips Head - supplied |          | 15 sqm       | 140.00            |                               |
| Decking Fixings - Quicklock Clip Box 5.0mm (suits Home & Advanced)                          | Timber and Metal Fix                    | Phillips Head - supplied |          | 15 sqm       | 140.00            |                               |
| Decking Fixings - Home Bal-29 Clip Box 3.0mm  | Timber and Metal Fix                    | Phillips Head - supplied |          | 13 sqm       | 110.00            |                               |
| Decking Fixings - Advanced Bal-29 Clip Box 2.5mm  | Timber and Metal Fix                    | Phillips Head - supplied |          | 15 sqm       | 176.00            |                               |
| Decking Fixings - Colour Head Screws - Timber Fix   | Timber                                  | Trox Head - required     | 12gx65mm | 100 pcs      | 75.00             |                               |
| Decking Fixings - Colour Head Screws - Metal Fix  | Metal                                   | Torx Head - required     | 12gx45mm | 100 pcs      | 75.00             |                               |
|   |   |                          |          |              |                   |                               |
| Cladding - Deep Groove Castellation   | 500mm fixing centres                    | (186mm cover)            | 216x33mm | 4.2M         | 86.00             | 110.00                        |
| Cladding - Deep Groove Castellation   | 500mm fixing centres                    | (186mm cover)            | 216x33mm | 2.1M         | 43.00             |                               |
| Colours available ; White, Dark Grey, Black, Spotted Gum, Vic Ash                           |   |                          |          |              |                   |                               |
| Cladding - Starter Trim   |   |                          | 76x51mm  | 4.2M         | 45.00             |                               |
| Cladding - Corner Trim  |   |                          | 60x60mm  | 4.2M         | 45.00             |                               |
| Cladding - L Trim   |   |                          | 50x50mm  | 4.2M         | 45.00             |                               |
|   |   |                          |          |              |                   |                               |
| Cladding Fixings - Timber Fix Screw   |   | Phillips Head - required | 7gx32mm  | 100 pcs      | 30.00             |                               |
| Cladding Fixings - Metal Fix Screw  |   | Phillips Head - required | 7gx32mm  | 100 pcs      | 30.00             |                               |
|   |   |                          |          |              |                   |                               |
| Battens Colours available ; Antique Silver, Shou Sugi Ban, Oak                              | 600mm fixing centres (vertical install) |                          | 50x25mm  | 5.4M         | 51.00             |                               |
| Battens Colours available ; Shou Sugi Ban, Oak  |   |                          | 40x30mm  | 5.4M         | 51.00             |                               |
| Batten Fixings - Colour Head Screws - Timber Fix  | Timber                                  | Trox Head - required     | 12gx65mm | 100 pcs      | 75.00             |                               |
| Batten Fixings - Colour Head Screws - Metal Fix   | Metal                                   | Torx Head - required     | 12gx45mm | 100 pcs      | 75.00             |                               |
| Batten Fixings - Colour Plugs   |   |                          |          | 100 pcs      | 38.00             |                               |

**NOTES :**

This is a new product please check availability, not all colours and profiles are necessarily available.

Allow 4-5 days leadtime, also note non-returnable without valid claim.

Whilst WoodEvo is a manufactured product variation in grain and colour should be expected. When installing it is recommended that boards be mixed up not just taken from the top of the bundle this is particularly important when more than one pack is being used on a job.

Similarly there will be some variation in board width, care should be taken and allowances made if working to tight tolerances.

Board width may vary +/- 2 to 3mm

Trulock Clip Box includes 250 standard clips, 20 starter clips, 30 locking clips and 2 driver bits

Home 3.0mm box includes 200 standard metal clips, 17 starter clips, 225 304ss screws, 2 driver bits

Advanced 2.5mm box includes 200 standard metal clips, 17 starter clips, 225 304ss screws, 2 driver bits

Always follow manufacturers installation guide.

Note : Joist centres refer to residential applications only.

Note : Clip coverage is approximate only and will vary from deck to deck depending on configuration and joist spacings.

Installation instructions are available online at [www.woodevo.com.au](http://www.woodevo.com.au)

### MODWOOD DECKING

| PRODUCT  |                            |              | SIZE MM | LENGTH          | PRICE EA (EX GST) | INDICATIVE PRICE SQM (EX GST) |
|--|----------------------------|--------------|---------|-----------------|-------------------|-------------------------------|
| MODWOOD - NATURAL GRAIN R10  | Grooved Edge               |              | 88X23   | 5.4M            | 65.00             | 129.00                        |
| MODWOOD - NATURAL GRAIN R11  | Grooved Edge               |              | 137X23  | 5.4M            | 100.00            | 130.00                        |
| (Colours available ; Blackbean, Jarrah, Sahara, Silvergum)                         |                            |              |         |                 |                   |                               |
| (450mm Joist Centres for Residential Uses)   |                            |              |         |                 |                   |                               |
| MODWOOD - EXTREME GUARD P5   | Grooved Edge & Square Edge |              | 137X23  | 5.4M            | 119.00            | 155.00                        |
| (Colours available ; Fire Brick, Golden Sand, Koko Brown, Magnetic Grey, Charwood) |                            |              |         |                 |                   |                               |
| (450mm Joist Centres for Residential Uses)   |                            |              |         |                 |                   |                               |
| MODWOOD - FLAME SHIELD BAL40, R11  |                            |              | 137X23  | 5.4M            | 123.00            | 160.00                        |
| (Colours available ; Blackbean, Jarrah, Sahara, Silvergum)                         |                            |              |         |                 |                   |                               |
| (450mm Joist Centres for Residential Uses)   |                            |              |         |                 |                   |                               |
| MODWOOD - MARINA BOARD R11   |                            |              | 137X32  | 4.2M            | 114.00            | 191.00                        |
| (Colours available ; Blackbean, Jarrah, Sahara, Silvergum)                         |                            |              |         |                 |                   |                               |
| (600mm Joist Centres for Residential Uses)   |                            |              |         |                 |                   |                               |
| KLEVACLIP  | Nylon                      |              | 88MM    | req 4.5 per sqm | 4.90              | 24.00                         |
| KLEVACLIP  | Stainless                  |              | 88MM    | req 4.5 per sqm | 7.50              | 37.00                         |
| KLEVACLIP  | Nylon                      |              | 137MM   | req 4.5 per sqm | 4.90              | 24.00                         |
| KLEVACLIP  | Stainless                  |              | 137MM   | req 4.5 per sqm | 7.50              | 37.00                         |
| Top Fix Screw  | 305SS                      | Timber Joist |         | 100 pcs         | 62.00             |                               |
| Top Fix Screw  | 410SS                      | Metal Joist  |         | 100 pcs         | 69.00             |                               |
| (for extreme guard colours)  |                            |              |         |                 |                   |                               |

NOTES :

Allow 5 working days leadtime.


Whilst Modwood is a manufactured product variation in grain and colour should be expected. When installing it is recommended that boards be mixed up not just taken from the top of the bundle this is particularly important when more than one pack is being used on a job.

Similarly there will be some variation in board width, care should be taken and allowances made if working to tight tolerances.

Always follow manufacturers installation guide.

Note : Joist centres refer to residential applications only.

Note : Clip coverage is approximate only and will vary from deck to deck depending on configuration and joist spacings.



### MILLBOARD DECKING & CLADDING

| PRODUCT   |   | SIZE MM | LENGTH  | PRICE EA (EX GST) | INDICATIVE PRICE SQM (EX GST) |
|---|---|---------|---------|-------------------|-------------------------------|
| MILLBOARD ENHANCED GRAIN                                  | (Coppered, Golden, Smoked, Limed, Jarrah, Basalt)                                       | 176X32  | 3.6M    | 203.00            | 313.00                        |
| MILLBOARD ENHANCED GRAIN                                  | (Burnt Cedar, Antique Oak, Ashwood, Ebony Grey)   | 176X32  | 3.6M    | 215.00            | 332.00                        |
| <small>(400mm Joist Centres for Residential Uses)</small> |   |         |         |                   |                               |
| MILLBOARD ENHANCED GRAIN NARROW                           | (Coppered, Golden, Smoked, Limed, Basalt)   | 126X32  | 3.6M    | 180.00            | 385.00                        |
| MILLBOARD ENHANCED GRAIN NARROW                           | (Burnt Cedar, Antique Oak, Ashwood, Ebony Grey)   | 126X32  | 3.6M    | 192.00            | 410.00                        |
| <small>(400mm Joist Centres for Residential Uses)</small> |   |         |         |                   |                               |
| MILLBOARD WEATHERED OAK                                   | (Driftwood, Vintage)  | 200X32  | 3.6M    | 238.00            | 324.00                        |
| MILLBOARD WEATHERED OAK                                   | (Emberred)  | 200X32  | 3.6M    | 250.00            | 340.00                        |
| <small>(400mm Joist Centres for Residential Uses)</small> |   |         |         |                   |                               |
| FASCIA - ENHANCED GRAIN                                   | (Coppered, Golden, Smoked, Limed, Jarrah, Basalt, Vintage)                              | 146X16  | 3.6M    | 176.00            |                               |
| FASCIA - ENHANCED GRAIN                                   | (Bnt Cedar, Antique, Ashwood, Ebony Grey)   | 146X16  | 3.6M    | 188.00            |                               |
| WIDE BULLNOSE - ENHANCED GRAIN                            | (Coppered, Golden, Smoked, Limed, Jarrah, Basalt, Vintage)                              | 150X32  | 3.6M    | 222.00            |                               |
| WIDE BULLNOSE - ENHANCED GRAIN                            | (Bnt Cedar, Antique, Ashwood, Ebony Grey)   | 150X32  | 3.6M    | 234.00            |                               |
| SQR EDGE FLEXIBLE - ENHANCED GRAIN                        | (Coppered, Golden, Smoked, Limed, Jarrah, Basalt, Vintage, Bnt Cedar, Antique)          | 50X33   | 2.4M    | 175.00            |                               |
| SQR EDGE FLEXIBLE - ENHANCED GRAIN                        | (Bnt Cedar, Antique, Ashwood, Ebony Grey)   | 50X33   | 2.4M    | 190.00            |                               |
| DURAFIX TRIM HEAD 316 SS SCREWS                           |   | 4.5X60  | 250 PCS | 125.00            |                               |
| DURAFIX TRIM HEAD 316 SS SCREWS                           |   | 4.5X45  | 250 PCS | 110.00            |                               |
| DURAFIX TRIM HEAD 316 SS SCREWS                           |   | 4.5X35  | 100 PCS | 45.00             |                               |
| DURAFIX TRIM HEAD 316 SS SCREWS                           |   | 3.5X30  | 250 PCS | 42.00             |                               |
| DURAFIX TRIM HEAD 316 SS SCREWS                           |   | 3.5X20  | 250 PCS | 32.00             |                               |
| TOUCH UP PAINTS   |   | 500ml   |         | 58.00             |                               |
| ENVELLO SHADOWLINE CLADDING                               | (Smoked, Coppered, Golden, Limed, Sage, Salt, Anthracite)                               | 200X18  | 3.6M    | 205.00            |                               |
| ENVELLO SHADOWLINE CLADDING                               | (Antique Oak, Burnt Cedar)  | 200X18  | 3.6M    | 218.00            |                               |
| SHADOWLINE EXTERNAL CORNER                                | (Smoked, Coppered, Golden, Limed, Sage, Salt, Anthracite)                               | 50X50   | 3.05M   | 275.00            |                               |
| SHADOWLINE EXTERNAL CORNER                                | (Antique Oak, Burnt Cedar)  | 50X50   | 3.05M   | 288.00            |                               |
| SHADOWLINE INTERNAL CORNER                                | (Smoked, Coppered, Golden, Limed, Sage, Salt, Anthracite)                               | 38X38   | 3.05M   | 216.00            |                               |
| SHADOWLINE INTERNAL CORNER                                | (Antique Oak, Burnt Cedar)  | 38X38   | 3.05M   | 230.00            |                               |
| ENVELLO BOARD & BATTEN CLADDING                           | (Smoked, Coppered, Golden, Jarrah, Limed, Anthracite)                                   | 200X26  | 3.6M    | 252.00            |                               |
| ENVELLO BOARD & BATTEN CLADDING                           | (Antique Oak, Burnt Cedar)  | 200X26  | 3.6M    | 240.00            |                               |
| BATTEN SQUARE CORNER                                      | (Antique Oak, Smoked Oak, Golden Oak, Burnt Cedar)                                      | 50X50   | 3.05M   | 320.00            |                               |
| BATTEN SQUARE CORNER                                      | (Antique Oak, Burnt Cedar)  | 50X50   | 3.05M   | 335.00            |                               |
| REVEAL/FASCIA BOARD                                       | (Smoked, Coppered, Golden, Jarrah, Limed, Sage, Salt, Anthracite)                       | 146X16  | 3.6M    | 176.00            |                               |
| REVEAL/FASCIA BOARD                                       | (Antique Oak, Burnt Cedar)  | 146X16  | 3.6M    | 188.00            |                               |
| EMVELLO COLOUR HEAD SCREWS                                | (Antique, Burnt Cedar, Smoked, Coppered, Golden, Jarrah, Limed, Sage, Salt, Anthracite) | 100 PCS | 40MM    | 190.00            |                               |
| HORIZONTAL STARTER J-PROFILE TRIM                         | Aluminium   | 25X10   | 2.5M    | 37.00             |                               |
| VERTICAL STARTER L-PROFILE TRIM                           | Aluminium   | 25X13   | 2.5M    | 25.00             |                               |
| PERFORATED CLOSURE  | Aluminium   | 25X50   | 3.0M    | 55.00             |                               |

**NOTES :**

Whilst Millboard is a manufactured product variation in grain and colour should be expected.

Similarly there will be some variation in board width, care should be taken and allowances made if working to tight tolerances.

Always follow manufacturers installation guide.

Note : Joist centres refer to residential applications only.

Note : Screw coverage is approximate only and will vary from deck to deck depending on configuration and joist spacings.

Important installation video's are available online at [www.austim.com.au](http://www.austim.com.au)



**TREX DECKING \*\*now with 50 yr residential warranty\*\***


| PRODUCT   | DETAILS            | EDGE TYPE             | SIZE   | LENGTH RANGE | PRICE EA (EX GST) | INDICATIVE PRICE SQM (EX GST) |
|---|--------------------|-----------------------|--------|--------------|-------------------|-------------------------------|
| TREX - TRANSCEND  |                    | GROOVED OR SOLID EDGE | 140X25 | 5.48M        | 175.00            | 219.00                        |
| Colours : Spiced Rum, Tiki Torch, Island Mist, Havana Gold, |                    |                       |        |              |                   |                               |
| TREX - TRANSCEND LINEAGE                                    |                    | GROOVED OR SOLID EDGE | 140X25 | 5.48M        | 175.00            | 219.00                        |
| Colours : Biscayne, Rainier, Jasper, Carmel                 |                    |                       |        |              |                   |                               |
| TREX - SELECT   |                    | GROOVED OR SOLID EDGE | 140X22 | 5.48M        | 140.00            | 175.00                        |
| Colours : Whiskey Barrel, Malted Barley, Millstone          |                    |                       |        |              |                   |                               |
| TREX - CONNECTOR CLIP FOR TIMBER                            |                    | 900 pcs               | BUCKET | 45 SQM       | 495.00            | 11.00                         |
| TREX - CONNECTOR CLIP FOR TIMBER                            |                    | 90 pcs                | BOX    | 5 SQM        | 70.00             |                               |
| TREX - STARTER CLIP FOR TIMBER                              |                    | 36 pcs                | BAG    | 40 SQM       | 65.00             |                               |
| TREX - KLEVA CLIP STRIP KT140N                              |                    | 40 pcs                | BOX    | 10 SQM       | 185.00            | 18.50                         |
| TREX - CONNECTOR CLIP FOR METAL                             |                    | 900 pcs               | BUCKET | 45 SQM       | 785.00            | 17.50                         |
| TREX - CONNECTOR CLIP FOR METAL                             |                    | 90 pcs                | BOX    | 5 SQM        | 90.00             |                               |
| TREX - STARTER CLIP FOR METAL - DISCONTINUED                |                    | 36 pcs                | BAG    | 40 SQM       | 90.00             |                               |
| TREX - ROUTER BIT   |                    |                       |        |              | 95.00             |                               |
| CAP-TOR 316SS SCREWS 10g X 65mm                             | SUIT TIMBER JOISTS | TRANSCEND COLOURS     |        | 100PCS       | 85.00             |                               |
| CAP-TOR 410SS SCREWS 10g X 40                               | SUIT METAL JOISTS  | TRANSCEND COLOURS     |        | 100PCS       | 80.00             |                               |

**NOTES :**

Whilst Trex is a manufactured product variation in grain and colour should be expected. When installing it is recommended that boards be mixed up not just taken from the top of the bundle this is particularly important when more than one pack is being used on a job.

Similarly there will be some variation in board width, care should be taken and allowances made if working to tight tolerances.

Always follow manufacturers installation instructions available online.



## SCREENING OPTIONS

| PRODUCT                    | FINISH   | SIZE  | LENGTH RANGE                    | PRICE LM (EX GST) |
|----------------------------|--|-------|---------------------------------|-------------------|
| WESTERN RED CEDAR          | SQUARE DRESSED, RAW  | 38X17 | 1.8 - 3.0M enquire              | poa               |
| WESTERN RED CEDAR          | SQUARE DRESSED, RAW  | 65X17 | 1.8 - 3.0M enquire              | poa               |
| VULCAN                     | BANDSAWN, RAW  | 42X18 | Set length to 6.0M              | 9.90              |
| VULCAN                     | BANDSAWN, RAW  | 65X18 | Set length to 6.0M              | 13.50             |
| VULCAN                     | BANDSAWN, RAW  | 88X18 | Set length to 6.0M              | 15.90             |
| VULCAN                     | BANDSAWN, RAW  | 42X32 | Set length to 6.0M              | 13.40             |
| VULCAN                     | BANDSAWN, RAW  | 65X32 | Set length to 6.0M              | 18.90             |
| VULCAN                     | BANDSAWN, RAW  | 88X32 | Set length to 6.0M              | 23.60             |
|                            |  |       | (subject to availability)       |                   |
| INFINITY EVALAST SCREENING | Tiger Cove, Caribbean Coral, Oasis Palm, Cape Town Grey, Spanish Saffron | 70X16 | 5.4M                            | 9.07              |
| HEIMU                      | DRESSED PENCIL ROUND, RAW  | 40X19 | 3.6M                            | 5.70              |
| HEIMU                      | DRESSED PENCIL ROUND, RAW  | 90X21 | 2.1m - 3.6M                     | 13.50             |
| HEIMU                      | DRESSED PENCIL ROUND, RAW  | 40X30 | 3.6M                            | 9.00              |
| HEIMU                      | DRESSED PENCIL ROUND, RAW  | 60X30 | 3.6M                            | 13.50             |
| HEIMU                      | DRESSED PENCIL ROUND, RAW  | 90X30 | 3.6M                            | 20.50             |
| HEIMU                      | DRESSED PENCIL ROUND, RAW  | 90X40 | 3.6M                            | 27.00             |
| MERBAU SOLID SELECT        | DRESSED PENCIL ROUND, RAW  | 42X19 | 2.4 & 3.6M                      | 4.80              |
| MERBAU SOLID SELECT        | DRESSED PENCIL ROUND, RAW  | 42X32 | 2.4 & 3.6M                      | 8.00              |
| MERBAU SOLID SELECT        | DRESSED PENCIL ROUND, RAW  | 70X32 | 2.4 & 3.6M                      | 14.00             |
| MERBAU SOLID SELECT        | DRESSED PENCIL ROUND, RAW  | 90X32 | 2.4 & 3.6M                      | 18.50             |
| MERBAU SOLID SELECT        | DRESSED PENCIL ROUND, RAW  | 42X42 | 3.6M                            | 10.50             |
| MERBAU SOLID SELECT        | DRESSED PENCIL ROUND, RAW  | 70X42 | 3.6M                            | 18.50             |
| MERBAU SOLID SELECT        | DRESSED PENCIL ROUND, RAW  | 90X42 | 3.6M                            | 24.20             |
| SPOTTED GUM                | DRESSED PENCIL ROUND, RAW  | 40X30 | ENQUIRE SUBJECT TO AVAILABILITY | 15.00             |
| IRONASH H3 FJ              | DRESSED PENCIL ROUND, RAW  | 65X19 | 2.7M & 5.4M                     | 10.50             |
| IRONASH H3 FJ              | DRESSED PENCIL ROUND, RAW  | 42x32 | 2.7M & 5.4M                     | 11.00             |
| IRONASH H3 FJ              | DRESSED PENCIL ROUND, RAW  | 65x32 | 2.7M & 5.4M                     | 15.00             |
| IRONASH H3 FJ              | DRESSED PENCIL ROUND, RAW  | 90x32 | 2.7M & 5.4M                     | 20.00             |
| PINE H3 LOSP               | PENCIL ROUND, PRE-PRIMED   | 42x18 | 5.4M                            | 3.70              |
| PINE H3 LOSP               | PENCIL ROUND, PRE-PRIMED   | 66x18 | 5.4M                            | 5.20              |
| PINE H3 LOSP               | PENCIL ROUND, PRE-PRIMED   | 90x18 | 5.4M                            | 7.00              |
| PINE H3 LOSP               | PENCIL ROUND, PRE-PRIMED   | 66x30 | 5.4M                            | 8.50              |

**NOTES :**

For pricing on other solid hardwoods such as American Oak please contact us with your requirements

Vulcan can be ordered with a dressed finish, sizing will be less 2mm approx

The Iron Ash treatment attracts dirt and dust, it may require cleaning or sanding prior to installation.

## TREATED PINE

| PRODUCT      | GRADE                  | FINISH  | SIZE    | LENGTH RANGE            | PRICE LM (EX GST) |
|--------------|------------------------|---------|---------|-------------------------|-------------------|
| TREATED PINE | H3                     | DRESSED | 42X35   | 4.8                     | 6.00              |
| TREATED PINE | H3 F7 STRUCTURAL       | DRESSED | 70X35   | 3.6, 4.2, 4.8, 6.0      | 6.00              |
| TREATED PINE | H3 F7 STRUCTURAL       | DRESSED | 90X35   | 3.6, 4.8, 6.0           | 7.20              |
| TREATED PINE | H3 F7 STRUCTURAL       | DRESSED | 120X35  | 4.8, 6.0                | 9.50              |
| TREATED PINE | H3 F7 STRUCTURAL       | DRESSED | 140X35  | 6.0                     | 12.00             |
| TREATED PINE | H3 F7 STRUCTURAL       | DRESSED | 190X35  | 6.0                     | 16.50             |
| TREATED PINE | H3 F7 STRUCTURAL       | DRESSED | 70X45   | 3.6, 4.8, 6.0           | 7.30              |
| TREATED PINE | H3 F7 STRUCTURAL       | DRESSED | 90X45   | 3.6, 4.2, 4.8, 5.4, 6.0 | 8.80              |
| TREATED PINE | H3 F7 STRUCTURAL       | DRESSED | 120X45  | 3.6, 4.2, 4.8, 5.4, 6.0 | 12.80             |
| TREATED PINE | H3 F7 STRUCTURAL       | DRESSED | 140X45  | 3.6, 4.8, 6.0           | 14.90             |
| TREATED PINE | H3 F7 STRUCTURAL       | DRESSED | 190X45  | 3.6, 4.8, 6.0           | 20.00             |
| TREATED PINE | H3 F7 STRUCTURAL       | DRESSED | 240X45  | 3.6, 4.8, 6.0           | 29.50             |
| TREATED PINE | H3 F7 STRUCTURAL       | DRESSED | 290X45  | 6.0                     | 39.80             |
| TREATED PINE | POSTS SOLID H4 CCA     | DRESSED | 90X90   | 2.4, 3.0, 3.6           | 29.50             |
| TREATED PINE | POSTS H4 LAMINATED GL8 | DRESSED | 88X88   | 2.4, 3.0, 3.6           | 31.00             |
| TREATED PINE | POSTS H4 LAMINATED GL8 | DRESSED | 112X112 | 2.4, 3.0, 3.6           | 55.00             |
| TREATED PINE | POSTS H4 LAMINATED GL8 | DRESSED | 135X135 | 2.4, 3.0, 3.6           | 88.00             |

**NOTES :**

H3 pine framing is either F7 or MGP10, please advise if you have a particular requirement

H3 pine framing is green and a mix of LOSP and occasionally CCA Treated.

Treatment methods are indentified with a label or printed on each board.

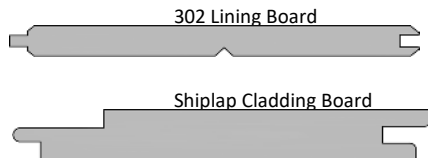
Be aware colour strength of green treatment will vary from piece to piece.

Be aware CCA treated timber use is restricted in certain applications.

| PRODUCT         | CODE         | GRADE                   | FINISH     | SIZE     | LENGTH RANGE  | PRICE LM (EX GST) |
|-----------------|--------------|-------------------------|------------|----------|---------------|-------------------|
| PINE H3 LOSP    | PRSD4211     | SQUARE DRESSED          | PRIMED     | 42X11    | 5.4           | 3.50              |
| PINE H3 LOSP    | PRSD4218     | PENCIL ROUND DRESSED    | PRIMED     | 42X18    | 5.4           | 3.70              |
| PINE H3 LOSP    | PRSD6618     | PENCIL ROUND DRESSED    | PRIMED     | 66X18    | 5.4           | 5.20              |
| PINE H3 LOSP    | PRSD9018     | PENCIL ROUND DRESSED    | PRIMED     | 90X18    | 5.4           | 7.00              |
| PINE H3 LOSP    | PRSD13818    | PENCIL ROUND DRESSED    | PRIMED     | 138X18   | 5.4           | 10.00             |
| PINE H3 LOSP    | PRSD18518    | PENCIL ROUND DRESSED    | PRIMED     | 185X18 * | 5.4           | 17.00             |
| PINE H3 LOSP    | PRS3131      | SCOTIA                  | PRIMED     | 31X31    | 5.4           | 4.50              |
| PINE H3 LOSP    | PRQ1818      | QUAD                    | PRIMED     | 18X18    | 5.4           | 2.90              |
| PINE H3 LOSP    | PRBL4242     | SQUARE BALLUSTER        | PRIMED     | 42X42    | 5.4           | 7.00              |
| PINE H3 LOSP    | PRBR6642     | BOTTOM RAIL             | PRIMED     | 66X42    | 5.4           | 11.80             |
| PINE H3 LOSP    | PRHR8842     | HANDRAIL - SQUARE       | PRIMED     | 88X42    | 5.4           | 16.00             |
| PINE H3 LOSP    | PRHRLW8842   | HANDRAIL - LADIES WAIST | PRIMED     | 88X42    | 5.4           | 16.00             |
| PINE H3 LOSP    | PRDJ11231    | DOOR JAMB               | PRIMED     | 112X31   | 5.2           | 15.00             |
| PINE H3 LOSP    | PRF76630     | F7 STRUCTURAL           | PRIMED     | 66X30    | 5.4           | 8.50              |
| PINE H3 LOSP    | PRF76642     | F7 STRUCTURAL           | PRIMED     | 66X42    | 5.4           | 11.50             |
| PINE H3 LOSP    | PRF79042     | F7 STRUCTURAL           | PRIMED     | 90X42    | 5.4           | 14.50             |
| PINE H3 LOSP    | PRF713842    | F7 STRUCTURAL           | PRIMED     | 138X42   | 5.4           | 22.00             |
| PINE H3 LOSP    | PRF718542    | F7 STRUCTURAL           | PRIMED     | 185X42   | 5.4           | 29.00             |
| PINE H3 LOSP    | PRF723042    | F7 STRUCTURAL           | PRIMED     | 230X42   | 5.4           | 39.00             |
| PINE H3 LOSP    | PRGL18065    | GL10 STRUCTURAL         | PRIMED     | 180X65   | 5.4, 6.0, 7.2 | 55.00             |
| PINE H3 LOSP    | PRGL24065    | GL10 STRUCTURAL         | PRIMED     | 240X65   | 4.8, 6.0, 7.2 | 71.00             |
| PINE H3 LOSP    | PRGL28065    | GL10 STRUCTURAL         | PRIMED     | 280X65   | 4.8, 6.0, 7.2 | 88.00             |
| PINE H3 LOSP    | PRGL32065    | GL10 STRUCTURAL         | PRIMED     | 320X65 * | 6.0, 7.2      | 125.00            |
| TREATED PINE H4 | H4GL88888    | POSTS H4 LAMINATED GL8  | <b>RAW</b> | 88X88    | 2.4, 3.0, 3.6 | 31.00             |
| TREATED PINE H4 | H4GL8112112  | POSTS H4 LAMINATED GL8  | <b>RAW</b> | 112X112  | 2.4, 3.0, 3.6 | 55.00             |
| TREATED PINE H4 | H4GL8135135  | POSTS H4 LAMINATED GL8  | <b>RAW</b> | 135X135  | 2.4, 3.0, 3.6 | 88.00             |
| PINE H3 LOSP    | H3BARGE19030 | BARGE BOARD             | PRIMED     | 190X30   | 3.6, 6.0      | 18.00             |
| PINE H3 LOSP    | H3BARGE23030 | BARGE BOARD             | PRIMED     | 230X30 * | 6.0           | 31.00             |
| PINE H3 LOSP    | DP30213211   | 302 LINING              | PRIMED     | 132X11   | 5.4           | 8.40              |
| PINE H3 LOSP    | DPSSLAP12418 | SHIPLAP CLADDING        | PRIMED     | 124X18   | 5.4           | 9.60              |

NOTES :

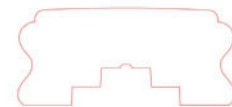
\* These items not stocked, allow 5 days from order.



Bottom Rail



Handrail - Ladies Waist



## VULCAN PROFILES

| SIZE                                     | PRICE LM (EX GST) |  | SIZE                                     | PRICE LM (EX GST) |
|--|-------------------|--|--|-------------------|
| <b>Finished as fine bandsawn, arried</b> |                   |  | <b>Finished as fine bandsawn, arried</b> |                   |
| 42x18                                    | 9.90              |  | 88x65                                    | 70.70             |
| 65x18                                    | 13.50             |  | 138x65                                   | 87.70             |
| 88x18                                    | 15.90             |  | 180x65                                   | 113.40            |
| 138x18                                   | 25.00             |  | 230x65                                   | 148.50            |
| 180x18                                   | 32.40             |  | 290x65^                                  | 183.60            |
| 230x18                                   | 40.50             |  |  |                   |
| 290x18^                                  | 54.00             |  |  |                   |
|  |                   |  |  |                   |
|  |                   |  | 88x88                                    | 87.00             |
|  |                   |  | 180x88                                   | 155.00            |
|  |                   |  | (MAX 4.8M)                               |                   |
| 32x32                                    | 11.20             |  |  |                   |
| 42x32                                    | 13.40             |  |  |                   |
| 65x32                                    | 18.90             |  |  |                   |
| 88x32                                    | 23.60             |  | 138x138^                                 | 158.00            |
| 138x32                                   | 49.90             |  | 180x138^                                 | 220.00            |
| 180x32                                   | 63.40             |  | 230x138^                                 | 255.00            |
| 230x32                                   | 82.30             |  | 290x138^                                 | 315.00            |
| 290x32^                                  | 101.20            |  |  |                   |
|  |                   |  |  |                   |
|  |                   |  |  |                   |
| 42x42                                    | 16.70             |  | 180x180^                                 | 255.00            |
| 65x42                                    | 23.60             |  | (MAX 4.8M)                               |                   |
| 88x42                                    | 30.10             |  |  |                   |
| 138x42                                   | 60.70             |  |  |                   |
| 180x42                                   | 78.30             |  |  |                   |
| 230x42                                   | 102.60            |  |  |                   |
| 290x42^                                  | 132.30            |  |  |                   |
|  |                   |  |  |                   |
|  |                   |  |  |                   |
|  |                   |  |  |                   |
|  |                   |  |  |                   |

| CLADDING   | PRICE LM (EX GST)    | PRICE SQM (EX GST) |
|--|----------------------|--------------------|
| Vulcan WB18 & WB12 Architectural Series (bandsawn face, raw)   | 135X18 (cover 115mm) | 21.50 / 186.96     |
| Vulcan WB21 Architectural Series (bandsawn face, raw)  | 135X18 (cover 115mm) | 23.50 / 204.35     |
| Vulcan WB18 & WB12 Architectural Series (bandsawn face, raw)   | 180X18 (cover 160mm) | 31.10 / 194.38     |
| Vulcan WB12F Architectural Series (bandsawn face, raw)   | 180X18 (cover 160mm) | 33.10 / 206.88     |
| Vulcan WB18 <u>Standard</u> Series (bandsawn face, raw)  | 135X18 (cover 115mm) | 17.80 / 154.78     |
| <b>MACHINING OPTIONS FOR ARCHITECTURAL ONLY : (note jobs below 300 LM attract \$150+gst machine setup fee)</b> |                      |                    |
| Smooth Face  |                      | 2.00               |
| Brushed Face   |                      | 2.00               |
| <b>COATING OPTIONS : (note jobs below 300 LM attract \$150+gst coating setup fee)</b>                          |                      |                    |
| Factory Coating Protector Oil x 1 coat   | 135X18               | 1.80 / 15.64       |
|  | 180X18               | 2.30 / 14.38       |
| Factory Coating Sioo:X (Architectural Series only)   | 135X18               | 8.15 / 70.82       |
|  | 180X18               | 11.20 / 70.00      |

| LINING BOARDS                                    | PRICE LM (EX GST)    | PRICE SQM (EX GST) |
|--|----------------------|--------------------|
| TG9 VULCAN LINING (smooth or bandsawn face, raw) | 140X10 (cover 135mm) | 17.80 / 131.85     |

| ACCESSORIES                                   | PRICE LM (EX GST) | PRICE SQM (EX GST) |
|---|-------------------|--------------------|
| Vulcan internal corner                        | 20X20             | 12.50              |
| Vulcan external corner                        | 40X40             | 40.00              |
| Aluminium Y profile 3.6m                      |                   | 27.00              |
| Aluminium F profile 3.6m                      |                   | 15.00              |
| Cladding Screw 304SS 45x4mm (Torx Head Black) | 100PCS            | 15.20/box          |

**NOTES :**

Thermally Modified and H3 LOSP Treated, battens, fins and screening generally have arried edges

Square Dressed finished sizes will be 1-2mm smaller in section size

Factory Coating will only be applied to bandsawn or brushed finishes.

Standard Series is not suitable for brushing, dressing or Sioox coating.

Availability of specific sizes and lengths cannot be guaranteed.

Typical 135mm Cladding will require approx 30 screws per sqm

Externally we strongly recommend a fine bandsawn finish , internally either bandsawn or smooth/dressed is acceptable

Fins and Beams meet GL8 structural rating.

Factory coating of fins and battens poa.

^ Can also be dressed smooth finish but for internal use only, additional charges will apply poa.



**CLADDING & LINING**

| SPECIE  | PROFILE            | SIZE                 |    | PRICE LM (EX GST) | PRICE SQM (EX GST) |
|---|--------------------|----------------------|----|-------------------|--------------------|
| GLACIAL OAK LINING (smooth face, raw)                 | V-Joint            | 110X12 (110mm cover) | X  | 15.50             | 140.91             |
| GLACIAL OAK LINING (smooth face, raw)                 | Shiplap            | 110X12 (110mm cover) | X  | 15.50             | 140.91             |
| GLACIAL OAK LINING (smooth face, raw)                 | Castellation 2-Rib | 81X19 (81mm cover)   | X  | 15.50             | 191.36             |
| GLACIAL OAK LINING (smooth face, raw)                 | Castellation 3-Rib | 81X19 (81mm cover)   | X  | 15.50             | 191.36             |
| IRONASH H3 STD&BTR CLADDING (smooth face, raw)        | Shadowline         | 105x19 (105mm cover) | X  | 16.00             | 152.38             |
| IRONASH H3 CLASSIC CLADDING (smooth face, raw)        | Shadowline         | 105x19 (105mm cover) | X  | 13.15             | 125.24             |
| VICTORIAN ASH LINING SELECT (smooth face, raw)        | V-Joint            | 110X12 (110mm cover) | X  | 14.00             | 127.27             |
| PINE LINING PRE-PRIMED & H3 LOSP                      | V-Joint            | 132X11 (132mm cover) | X  | 8.40              | 63.64              |
| PINE SHIPLAP CLADDING PRE-PRIMED & H3 LOSP            | Shadowline         | 124X18 (124mm cover) | X  | 9.60              | 77.42              |
| WESTERN RED CEDAR CLADDING (smooth face, raw)         | Shadowline         | 140X18 (120mm cover) |    | poa               |                    |
| WESTERN RED CEDAR CLADDING (smooth face, raw)         | Bevel              | 185X16 (160mm cover) | X  | 15.20             | 95.00              |
| WESTERN RED CEDAR LINING (smooth face, raw)           | V-Joint            | 86X9 (86mm cover)    | X  | 13.50             | 156.98             |
| VULCAN WB18 ARCHITECTURAL CLADDING H3 (bandsawn, raw) | Shadowline         | 135X18 (115mm cover) | X  | 21.50             | 186.96             |
| VULCAN WB18 STANDARD CLADDING H3 (bandsawn, raw)      | Shadowline         | 135X18 (115mm cover) | X  | 17.80             | 154.78             |
| VULCAN TG9 LAMVG LINING H3 (bandsawn or smooth, raw)  | V-Joint            | 140X10 (135mm cover) | X  | 17.80             | 131.85             |
| TG5 IMBUE LINING H3 (smooth, raw)                     | V-Joint            | 90X10 (85mm cover)   | X  | 8.00              | 94.12              |
| MERBAU CLADDING (smooth face, raw)                    | Shadowline         | 138X19 (118mm cover) | X  | 16.95             | 143.64             |
| HEIMU CLADDING (smooth face, raw)                     | Shadowline         | 138X19 (118mm cover) |    | 21.00             | 177.97             |
| NEW SPOTTED GUM CLADDING (smooth face, raw)           | Shadowline         | 140X18 (120mm cover) | X  | 22.00             | 183.33             |
| ALUMINIUM Y PROFILE 3.6M LENGTHS ONLY                 | External Corner    |                      | LM | 27.00             |                    |
| ALUMINIUM F PROFILE 3.6M LENGTHS ONLY                 | Bottom Detail      |                      | LM | 15.00             |                    |

NOTES :

- Width nominated above refers to cover (mm) achieved UNLESS OTHERWISE STATED
- All cladding requires square end docking on site unless otherwise indicated.
- Cladding pricing is based on 40sqm quantity, lesser quantities may attract a \$150 surcharge to cover machine set-up.
- X denotes no minimum quantity surcharge.
- Cladding priced in sqm, profiles priced per lm.
- Pricing for other sizes available upon request.
- Pre-Oiling in Protector Oil or Intergrain Uni Oil approx \$15/sqm + gst
- Jobs below 40 sqm attract a \$150 + gst coating machine setup fee
- Typical 120-125mm Cladding will require approx 30 screws per sqm

## LVL

| PRODUCT     | GRADE       | SIZE                    | LENGTH RANGE                      | PRICE LM (EX GST) |
|-------------|-------------|-------------------------|-----------------------------------|-------------------|
| LVL13 - H2S | BEAM        | 130X35                  | 2.4-12.6                          | 12.00             |
| LVL13 - H2S | BEAM        | 150X35                  | 2.4-12.6                          | 14.00             |
| LVL13 - H2S | BEAM        | 200X35                  | 2.4-12.6                          | 18.50             |
| LVL13 - H2S | BEAM        | 150X45                  | 2.4-12.6                          | 17.50             |
| LVL13 - H2S | BEAM        | 200X45                  | 2.4-12.6                          | 23.50             |
| LVL13 - H2S | BEAM        | 240X45                  | 2.4-12.6                          | 28.50             |
| LVL13 - H2S | BEAM        | 300X45                  | 2.4-12.6                          | 35.50             |
| LVL13 - H2S | BEAM        | 360X45                  | 2.4-12.6                          | 42.50             |
| LVL13 - H2S | BEAM        | 400X45                  | 2.4-12.6                          | 47.00             |
| LVL13 - H2S | BEAM        | 150X63                  | 2.4-12.6                          | 25.00             |
| LVL13 - H2S | BEAM        | 200X63                  | 2.4-12.6                          | 33.00             |
| LVL13 - H2S | BEAM        | 240X63                  | 2.4-12.6                          | 39.50             |
| LVL13 - H2S | BEAM        | 300X63                  | 2.4-12.6                          | 49.50             |
| LVL13 - H2S | BEAM        | 360X63                  | 2.4-12.6                          | 59.50             |
| LVL13 - H2S | BEAM        | 400X63                  | 2.4-12.6                          | 66.00             |
| LVL13 - H2S | BEAM        | 300X75                  | 2.4-12.6                          | 59.00             |
| LVL13 - H2S | BEAM        | 400X75                  | 2.4-12.6                          | 79.00             |
| LVL10 - H2S | SMART FRAME | 70X35                   | 2.4-9.0                           | 3.45              |
| LVL10 - H2S | SMART FRAME | 90X35                   | 2.4-9.0                           | 4.45              |
| LVL10 - H2S | SMART FRAME | 120X35                  | 2.4-9.0                           | 5.90              |
| LVL10 - H2S | SMART FRAME | 170X35                  | 2.4-9.0                           | 8.40              |
| LVL10 - H2S | SMART FRAME | 70X45                   | 2.4-9.0                           | 4.45              |
| LVL10 - H2S | SMART FRAME | 90X45                   | 2.4-9.0                           | 5.70              |
| LVL10 - H2S | SMART FRAME | 120X45                  | 2.4-9.0                           | 7.60              |
| LVL10 - H2S | SMART FRAME | 140X45                  | 2.4-9.0                           | 8.90              |
| LVL10 - H2S | SMART FRAME | 190X45                  | 2.4-9.0                           | 12.60             |
| LVL - H2S   | E-STRUT     | 65X63 mim qty may apply | 4.5                               | 9.90              |
| LVL - H2S   | E-PURLIN    | 96X51 mim qty may apply | 3.6, 4.2, 4.8, 5.4, 6.0, 6.6, 7.2 | 11.70             |

**NOTES :**

Non-Stock item allow approx 3 days leadtime

These products are typically tinted blue in colour to denote H2S treatment

Manufactured locally in WA.

Engineered Beams conform with AS/NZS 4357 Structural Laminated

Austim are able to deliver beams up to 9.0m only. Enquire about longer length transport options.

Generally available in 300mm increments

Most H2S beam sizes are also available in H3 treatment (max 7.2m length) , add 20% to H2 pricing

## KAPUR PRODUCTS

| PRODUCT | FINISH  | SIZE   | LENGTH RANGE  | PRICE LM (EX GST) |
|---------|---------|--------|---------------|-------------------|
| BEAM    | DRESSED | 198X60 | 6.0, 6.6, 7.2 | 74.80             |
| BEAM    | DRESSED | 264X60 | 6.0, 6.6, 7.2 | 99.00             |
| BEAM    | DRESSED | 297X60 | 6.0, 6.6, 7.2 | 112.20            |
| BEAM    | DRESSED | 330X60 | 6.0, 6.6, 7.2 | 121.00            |
| BEAM    | DRESSED | 264X80 | 6.0, 6.6, 7.2 | 127.60            |
| BEAM    | DRESSED | 297X80 | 6.0, 6.6, 7.2 | 145.20            |

**NOTES :**

Span Tables available upon request.

**Kapur beams are not held in stock but brought in to order, leadtimes may be 4-5 days.**

## BUSH POLES

| PRODUCT                      | FINISH       | APPROX BASE DIAMETER | LENGTH RANGE | PRICE LM (EX GST) |
|------------------------------|--------------|----------------------|--------------|-------------------|
| RECYCLED IRONBARK/TALLOWWOOD | HAND BRUSHED | 200-300MM            | 3.6M         | 225.00            |

**From base diameter to tip diameter expect a size variation .**

Ask our sales team to explain what to expect from the Jarrah Bushpoles, they are not a high grade product.

Green Jarrah diameters are indicative only.

Ironbark/Tallowwood 3.6m are stocked, other lengths available to order ex-east but significant leadtimes will apply

For further details please visit [www.austim.com.au/bush-poles-1](http://www.austim.com.au/bush-poles-1)

## SPECIALTY TIMBER COATINGS

| PRODUCT  |         |  | SIZE      | PRICE EA (EX GST) |
|--|---------|--|-----------|-------------------|
| CUTEK CD-50 EXTREME  | CLEAR   |  | 5LTR      | 199.00            |
| CUTEK CD-50 EXTREME  | CLEAR   |  | 10LTR     | 332.00            |
| COLOUR TINT'S  |         |  | Suit 5LTR | 22.00             |
| RESTORE (formerly proclean)  |         |  | 2.5LTR    | 63.00             |
| QUICKCLEAN   |         |  | 2.5LTR    | 63.00             |
| WOOD STRIPPER (formerly CD33)  |         |  | 2.5LTR    | 63.00             |
| INTERGRAIN NATURES TIMBER OIL  | NATURAL |  | 4LTR      | 134.00            |
| INTERGRAIN NATURES TIMBER OIL  | NATURAL |  | 10LTR     | 292.00            |
| INTERGRAIN ULTRADECK TIMBER OIL  | NATURAL |  | 4LTR      | 134.00            |
| INTERGRAIN ULTRADECK TIMBER OIL  | NATURAL |  | 10LTR     | 292.00            |
| INTERGRAIN CHARRED BLACK TIMBER STAIN  |         |  | 10LTR     | 295.00            |
| INTERGRAIN CHARRED BLACK TIMBER STAIN  |         |  | 4LTR      | 147.00            |
| INTERGRAIN UNIVERSAL OIL   |         |  | 1LTR      | 50.00             |
| INTERGRAIN UNIVERSAL OIL   |         |  | 5LTR      | 180.00            |
| INTERGRAIN UNIVERSAL OIL   |         |  | 10LTR     | 310.00            |
| INTERGRAIN UNIVERSAL COLOUR ADDITIVES  |         |  | Suit 5LTR | 17.00             |
| INTERGRAIN ULTRAPREP TANNIN & OIL REMOVER  |         |  | 1LTR      | 26.00             |
| INTERGRAIN ULTRAPREP TANNIN & OIL REMOVER  |         |  | 4LTR      | 70.00             |
| INTERGRAIN ULTRAPREP CLEANER (Reviva)  |         |  | 1LTR      | 28.00             |
| INTERGRAIN ULTRAPREP CLEANER (Reviva)  |         |  | 4LTR      | 75.00             |
| PROTECTOR OIL - <u>WATER BASED</u> (Natural, Walnut, Teak, Graphite, Patina, Straw ) |         |  | 4LTR      | 175.00            |
| PROTECTOR OIL - <u>WATER BASED</u> (Natural, Walnut, Teak, Graphite, Patina, Straw ) |         |  | 10LTR     | 320.00            |
| SiOO:X LIGHT GREY - WOOD PROTECTOR (PART 1), SURFACE PROTECTOR (PART 2)              |         |  | 4LTR      | 275.00            |
| SiOO:X LIGHT GREY - WOOD PROTECTOR (PART 1), SURFACE PROTECTOR (PART 2)              |         |  | 10LTR     | 550.00            |
| SiOO:X PRE WASH CONCENTRATE  |         |  | 1LTR      | 42.00             |
| SiOO:X MAINTENACE WASH CONCENTRATE   |         |  | 1LTR      | 42.00             |
| SiOO:X END GRAIN SEALER (PART 1)   |         |  | 1LTR      | 42.00             |
| SiOO:X END GRAIN SEALER (PART 2)   |         |  | 1LTR      | 42.00             |
| TEKNOSEAL 4000 - END GRAIN SEALER  |         |  | 750ml     | 68.00             |
| TEKNOS AQUAPRIMER 2900-08 CLEAR  |         |  | 10LTR     | 320.00            |
| TEKNOS ANTI STAIN AQUA 2901-00 WHITE   |         |  | 10LTR     | 400.00            |
| LONG HANDLE DECK BRUSH   |         |  |           | 45.00             |

**NOTES :**

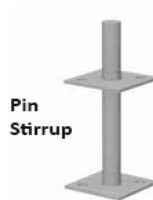
For detailed application information please visit the manufacturers websites.



**CONCRETE, STIRRUPS & OTHER**

| PRODUCT                          |                           | FINISH     | SIZE   | LENGTH | PRICE EA (EX GST) |
|----------------------------------|---------------------------|------------|--------|--------|-------------------|
| KWIK SET CONCRETE                |                           |            | 20 kg  |        | 8.10              |
| GENERAL PURPOSE CONCRETE MIX     |                           |            | 20 kg  |        | 7.90              |
| DS200 L-SHAPED DECK HALF STIRRUP | SUIT 90X45mm BEARER       | GALVANISED | 40X75  | 200mm  | 9.15              |
| DS300 L-SHAPED DECK HALF STIRRUP | SUIT 90X45mm BEARER       | GALVANISED | 40X75  | 300mm  | 9.80              |
| MSL90200 L-SHAPED STIRRUP        | SUIT 90-115mm POST/BEARER | GALVANISED | 90X75  | 200mm  | 9.30              |
| MSL90300 L-SHAPED STIRRUP        | SUIT 90-115mm POST/BEARER | GALVANISED | 90X75  | 300mm  | 10.20             |
| MSL90450 L-SHAPED STIRRUP        | SUIT 90-115mm POST/BEARER | GALVANISED | 90X75  | 450mm  | 11.80             |
| MSBPP PIN STIRRUP                | SUIT BUSH POLE            | GALVANISED |        | 300mm  | 39.90             |
| MST90300 BLADE STIRRUP           | SUIT 90-100mm POST        | GALVANISED |        | 300mm  | 9.75              |
| MS30L BLADE STIRRUP              | SUIT 112-120mm POST       | GALVANISED |        | 300mm  | 28.50             |
| MSBPP BLADE STIRRUP              | SUIT 130-150mm POST       | GALVANISED |        | 300mm  | 39.90             |
| MS7 U-SHAPED STIRRUP             | SUIT 120mm POST           | GALVANISED |        | 300mm  | 28.50             |
| MS8 L-SHAPED STIRRUP             | SUIT 120mm POST           | GALVANISED |        | 300mm  | 24.00             |
| JOIST TAPE                       |                           | BLACK      | 50mm   | 20M    | 25.00             |
| JOIST TAPE                       |                           | BLACK      | 100mm  | 20M    | 45.00             |
| TRIPLE GRIP LEFT                 | TG0557                    |            |        |        | 1.20              |
| TRIPLE GRIP RIGHT                | TG0558                    |            |        |        | 1.20              |
| JOIST HANGER                     | JH935                     |            | 90X35  |        | 2.40              |
| JOIST HANGER                     | JH945                     |            | 90X45  |        | 2.40              |
| JOIST HANGER                     | JH1235                    |            | 120X35 |        | 2.80              |
| JOIST HANGER                     | JH1245                    |            | 120X45 |        | 2.80              |
| RAFTER STRAP                     | RS2                       | 3/8" BOLT  | 375MM  |        | 9.50              |
| FASCIA SUPPORT BRACKET           | FSB4T                     | 22°        | 650MM  |        | 19.50             |

NOTES :



**FIXINGS**

| PRODUCT                               | CODE           |                   | SIZE        | QUANTITY   | PRICE (EX GST) |
|---------------------------------------|----------------|-------------------|-------------|------------|----------------|
| BLACKHAWK DECKING SCREW 304 STAINLESS | BH103SS10G50   | TORX HEAD         | 10G X 50MM  | 500 PC/BOX | 68.00          |
| BLACKHAWK DECKING SCREW 304 STAINLESS | BH105SS10G65   | TORX HEAD         | 10G X 65MM  | 500 PC/BOX | 78.00          |
| CLADDING SCREW 304 STAINLESS          | CS4MM45        | TORX HEAD (BLACK) | 4MM X 45MM  | 100 PC/BOX | 15.20          |
| DECKFAST TRIM HEAD 304 STAINLESS      |                | TORX HEAD         | 10G X 50MM  | 500 PC/BOX | 135.00         |
| DECKFAST FLAT HEAD 304 STAINLESS      |                | TORX HEAD         | 10G X 50MM  | 500 PC/BOX | 135.00         |
| DECKFAST FLAT HEAD 304 STAINLESS      |                | TORX HEAD         | 10G X 65MM  | 400 PC/BOX | 135.00         |
| BUGLE BATTEN SCREW GALV CLASS 4       | 17GBR14075     | HEX DRIVE 5MM     | 14G X 75MM  | 25 PC/PACK | 17.00          |
| BUGLE BATTEN SCREW GALV CLASS 4       | 17GBC14075     | HEX DRIVE 5MM     | 14G X 75MM  | 500 PC/BOX | 111.28         |
| BUGLE BATTEN SCREW GALV CLASS 4       | 17GBR14100     | HEX DRIVE 5MM     | 14G X 100MM | 50 PC/PACK | 25.00          |
| BUGLE BATTEN SCREW GALV CLASS 4       | 17GBC140100    | HEX DRIVE 5MM     | 14G X 100MM | 500 PC/BOX | 135.89         |
| HEX DRIVE BIT 5MM                     | 47HE5          |                   | 50MM        | 1 PCE      | 4.00           |
| PRE-DRILL & COUNTERSINK TOOL          |                |                   |             |            | 30.00          |
| 1.0M X 25MM WHITE                     | TIE DOWN STRAP |                   |             |            | 8.50           |
| 1.5M X 25MM YELLOW                    | TIE DOWN STRAP |                   |             |            | 9.00           |
| 2.0M X 25MM BLUE                      | TIE DOWN STRAP |                   |             |            | 10.00          |
| 2.5M X 25MM RED                       | TIE DOWN STRAP |                   |             |            | 11.00          |
| 3.5M X 25MM BLACK                     | TIE DOWN STRAP |                   |             |            | 12.00          |

NOTES :

Approx 50 screws per sqm for 90mm wide decking  
Approx 30 screws per sqm for 140mm wide decking

**FIXINGS**

| PRODUCT                        | CODE          |              | SIZE       | QUANTITY   | PRICE (EX GST) |
|--------------------------------|---------------|--------------|------------|------------|----------------|
| FRAME ANCHOR GALVANISED        | L16GFH10080   |              | 10 X 80MM  | INDIVIDUAL | 1.90           |
| FRAME ANCHOR GALVANISED        | 16GFH10080    |              | 10 X 80MM  | 50 PC/BOX  | 79.18          |
| FRAME ANCHOR GALVANISED        | L16GFH10100   |              | 10 X 100MM | INDIVIDUAL | 2.10           |
| FRAME ANCHOR GALVANISED        | 16GFH10100    |              | 10 X 100MM | 50 PC/BOX  | 87.21          |
| FRAME ANCHOR GALVANISED        | L16GFH10120   |              | 10 X 120MM | INDIVIDUAL | 2.62           |
| FRAME ANCHOR GALVANISED        | 16GFH10120    |              | 10 X 120MM | 50 PC/BOX  | 114.49         |
| FRAME ANCHOR GALVANISED        | L16GFH10140   |              | 10 X 140MM | INDIVIDUAL | 2.87           |
| FRAME ANCHOR GALVANISED        | 16GFH10140    |              | 10 X 140MM | 50 PC/BOX  | 119.84         |
| CUP HEAD BOLT & NUT GALVANISED | LCH10120      |              | 10 X 120MM | INDIVIDUAL | 1.61           |
| CUP HEAD BOLT & NUT GALVANISED | CH10120       |              | 10 X 120MM | 50 PC/BOX  | 60.99          |
| CUP HEAD BOLT & NUT GALVANISED | LCH10140      |              | 10 X 140MM | INDIVIDUAL | 1.80           |
| CUP HEAD BOLT & NUT GALVANISED | CH10140       |              | 10 X 140MM | 50 PC/BOX  | 68.48          |
| FLAT WASHER GALVANISED         | LWASHERM10    |              | SUIT M10   | INDIVIDUAL | 0.27           |
| GALV COACH SCREWS              |               |              | 10 X 50MM  | INDIVIDUAL | 0.75           |
| GALV COACH SCREWS              |               |              | 10 X 50MM  | 50 PC/BOX  | 27.82          |
| CLOUTS GALVANISED              | NAILGC302500G | 30MM X 2.8MM | 2.5KG      |            | 36.00          |
| CLOUTS GALVANISED              | NAILGC30500G  | 30MM X 2.8MM | 500G       |            | 10.00          |

NOTES :

## RECYCLED TIMBERS

We have supply agreements with an established leader in recycled hardwood processing, together we are committed to supporting environmentally responsible building options. Giving us access to some of the most beautiful and the best hardwoods in the world.

These recycled timbers typically come large buildings such as old wool stores, army barracks and wharves. These sites provide a range of hardwood species and sizes that are not readily available in new timber.

**Some of the advantages of using our recycled products include:**

- Availability of large sizes and long lengths
- Accurate dimensions - square and straight if that is desired
- Environmentally responsible
- Variety of surface finishes
- Very high strength ratings

A comprehensive price list is not available because generally every job is a custom size, finish or grade but below is a selection of recycled material that we attempt to keep in stock. So please call us to discuss your specific requirements.

|                                    |                |              | Price LM<br>Excl GST | Price Incl GST |
|------------------------------------|----------------|--------------|----------------------|----------------|
| Class 1 Durable <u>Poles</u>       | 200-300mm Dia  | 3.6m lengths | 225.00               | 247.50         |
| Handbrushed Finish                 | RCDC1UTPOLE250 |              |                      |                |
| Jarrah As Is (has been de-nailed)) | 120x95mm       | Enquire      | 12.20                | 13.42          |
| Dressed 2nd Grade                  | 85x85mm        |              | 25.50                | 28.05          |
| Dressed 1st Grade                  | 85x85mm        |              | 34.80                | 38.28          |
| Jarrah As Is                       | 170x100mm      | Enquire      | 15.00                | 16.50          |

NOTES :

## VALUE ADDING SERVICES

Austim employ a full-time timber machinist and operate a number of machines to re-manufacture and add value to our timber products and at the same time providing our customers with a better more valuable product specific to their application.

**Note we will only machine our own timbers, we are not a custom machining shop.**

Machinery list :

6 Head Moulder  
4 Sider Planner  
Robinson Bandsaw  
Buzzer  
Thicknesser  
Spindle Moulder  
Rip Saw  
Coating Applicator  
Wire Brusher  
Flat Bed Sander

Please call our sales team and discuss your particular requirements.

NOTES :

## IMPORTANT INFORMATION

### General

Please note **pricing may change without notice**, please confirm pricing when quoting and placing orders.

All products and prices offered are subject to availability of stock, please ask for confirmation of availability when quoting or placing order.

Timber is a natural product with variation in appearance from piece to piece being the norm, any samples provided are an indication only of the final product.

Austim do not accept cash on delivery, non account sales will require full payment prior to delivery.

Austim can accept payment by credit card in person, online or over the phone (Visa & Mastercard only)

Any claims in relation to quantity or quality of goods supplied must be made with 7 days of delivery.

a 15% re-stocking fee (subject to a minimum fee of \$25) will be applied to all returns except valid and agreed claims.

All sales are subject to our Terms and Conditions of Sale, available to view on our website [www.austim.com.au](http://www.austim.com.au)

### Hints for Ordering Timber

Have a cutting list ready of your finished sizes and lengths as we may need to offer an alternative if we do not have your first choice.

We endeavour to keep a good selection of sizes and lengths in our racks however we may have to break open a pack to fulfill your order, this may require extra time.

If you need to colour match for a job or to veneers we must ask that you come in and select the material yourself.

### Delivery

Standard delivery to account customers business premises (with forklift off-load facilities) or nominated transport yards

within the metro area **\$60 + GST**. If Hiab off-load required extra charges will apply.

Customers are welcome to pick up from our huge yard or send their own truck or courier.

Site delivery see next page.

Maximum length delivery with our truck is 9.0M

Longer lengths can be quoted and delivered by arrangement.

Our truck may refuse to unload if the driver deems there to be a safety issue or the potential for property damage in which case he may ask the customer to sign a potential damage waiver.

### Ex-Yard Pick Ups

We encourage pick-ups but please make sure your vehicle is adequate for the job.

Consider length and projecting loads, weight capacities of roof racks etc.

We may refuse to load if we consider to do so would contravene the Road Traffic Code 2000.

If unsure please consult the Road Traffic Guidelines.

NOTES :

## SITE DELIVERY

Within the following suburb boundaries around central Perth  
our standard residential site delivery charge is **\$132.00 incl gst**

Alkimos - The Vines - Midland - Maida Vale -  
Kelmscott - Armadale - Aubin Grove - Wattleup

Other outer suburbs we can deliver to (incl gst)

|                |          |
|----------------|----------|
| Baldivis       | \$192.50 |
| Bedforddale    | \$253.00 |
| Bullsbrook     | \$253.00 |
| Byford         | \$253.00 |
| Chidlow        | \$363.00 |
| Dawesville     | \$363.00 |
| Eglington      | \$192.50 |
| Gidgegannup    | \$253.00 |
| Goosberry Hill | \$192.50 |
| Kalamunda      | \$192.50 |
| Kwinana        | \$192.50 |
| Lakelands      | \$253.00 |
| Lesmurdie      | \$192.50 |
| Mandurah       | \$253.00 |

|                 |          |
|-----------------|----------|
| Mt Helena       | \$253.00 |
| Mundaring       | \$253.00 |
| Northam         | \$484.00 |
| Parkerville     | \$253.00 |
| Pickering Brook | \$253.00 |
| Pt Kennedy      | \$192.50 |
| Rockingham      | \$192.50 |
| Roleystone      | \$192.50 |
| Sawyers Valley  | \$253.00 |
| Secret Harbour  | \$253.00 |
| Serpentine      | \$357.50 |
| Toodyay         | \$456.50 |
| Two Rocks       | \$192.50 |
| Yanchep         | \$192.50 |

### Notes :

- Other outer suburbs not listed please enquire
- Most areas can be delivered to weekly
- Delivery times can be indicated but not guaranteed
- **Verge drop only unless driver deems it safe and possible to drop elsewhere**
- **Commercial building sites & CBD deliveries poa**